



Lower Limb Prosthetic Products
Steeper Group



Lower Limb Prosthetic Products



1	Steeper Lower Limb Prosthetics	6
2	Prosthetic Feet	8
	College Park	10
	Freedom Innovations	40
	Trulife	76
3	Prosthetic Knees	96
	Freedom Innovations	98
	Össur	102
	Streifeneder	126
	Trulife	128
4	Silicone Liners	130
	Össur	132
	Uniprox	166
5	Gel Liners	168
	College Park	170
	Streifeneder	172
	Silipos	176
6	Sleeves	178
	Streifeneder	180
	College Park	182
	Össur	184
7	Structural Components	186
	Aluminium	188
	Titanium	192
	Click Medical	206
8	Cosmesis	212
	Streifeneder	214
	Skinergy Plus	218
	Steeper Silicone Clinic	220
9	Socks	222
	Össur	214
	Streifeneder	234
	Trulife	238
	Uniprox	240
10	Paediatric Prosthetic Solutions	244
	College Park	246
	Freedom Innovations	248
	Trulife	250
	Components	254
	Index	264

Lower Limb Prosthetic Solutions.

Our founder, Hugh Steeper, was a pioneer in the field of prosthetics; paving the way for innovations that would change the lives of veterans of the Great War. Today, the Steeper name continues to create positive turning points for patients and clinicians in need of ever more inventive prosthetic solutions.

Partnerships with world-class manufacturers

To provide complete coverage across our prosthetics products portfolio and to offer clinical independence to clinicians and patients, we partner with a hand-picked selection of world-renowned manufacturers to bring the world's best lower limb prostheses to the UK.

Before we introduce them to the UK market, each one of the products we include in our portfolio is evaluated by Steeper's Clinical Support Group with clinicians and patients. To read the evaluations for these lower limb prosthetic products, please visit our website.

Catalogue guide

Using this catalogue, you will notice some differences in ordering methods and mobility classes due to the breadth of our suppliers. These are outlined on each product page, however please contact our friendly Customer Services team for assistance should you require.



Waterproof Products

All products and components with the blue water symbol are waterproof with water resistant fasteners, and are suitable for occasional submersion in water. Please observe any product-specific caveats. Always rinse with fresh water and dry following exposure to salt water or chlorinated water.



Water Resistant Products

All products and components with the orange water symbol are water resistant with water resistant fasteners, making them suitable for use when there is the possibility of occasional contact with water. These are not suitable for full submersion. Always rinse with fresh water and dry following exposure to salt water or chlorinated water.





Breeze

Breeze provides K2 users with a cost effective, yet highly functional foot with a variety of features utilising College Park's high-end technology. The water friendly system has an optional water drainage port, corrosion-resistant materials and special modifications to clear water from the entire prosthetic system.

CES CP F 11: Use this code to read the Breeze clinical evaluation summary on the Steeper website.

Features and Benefits

- Low profile
- IntelliWeave composite for assisted movement
- Toe roll-over assist Enviroshell
- Removable foot shell with antimicrobial properties
- Water friendly with optional drainage port
- Integrated pyramid



Waterproof*



Ordering Information

Trial Period - This foot has a 30 day trial period.

Impact Level Descriptions

Low: Daily activities include mostly level ground walking, moving around in the home and the community.

Endo IP - NBE ■ ● EN ▲ Integrated Pyramid

- - L or R for Left or Right
- - Colour of Cosmesis (C = Caucasian, T = Tan, B = Brown)
- ▲ - Foot Size in cm (21-30)

Includes foot, removable foot shell and CPI sock. See order forms on page 36 for additional ordering information.

Product Specification

Mounting	Weight Limit	Sizes	Impact Level	Build Height	Weight	Warranty	Foot Shell
Endo (IP)	100kg (21-25cm) 125kg (26-30cm)	21-30cm	L M H	62mm (21-25cm) 65mm (26-30cm)	523g (Size 25cm including foot shell)	2 years Foot shell - 3 months	C T B Caucasian, Tan or Brown standard

*Waterproof note: Rinse with fresh water and dry following exposure to salt water or chlorinated water.

Gait Match

Impact Level	Component	Weight (kg)			
		Size 21-30cm			Size 25-30cm
		0-63	64-81	82-100	101-136
Low	Firmness / Button Colour	S	M	F	XF

Shelltread - Ordering Information

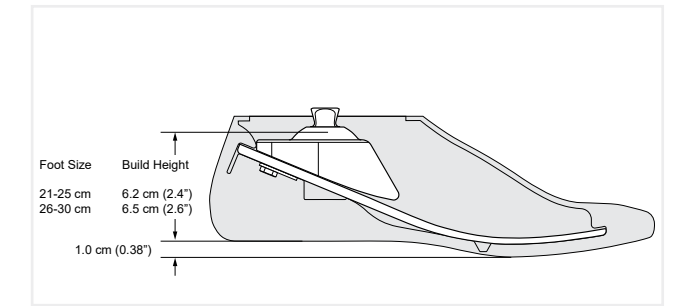
Shelltread	Size
NBET ■ ● ▲	21-30cm

Spare Parts Ordering Guide

- = "L" or "R" for Left or Right
- = Colour (N = Neutral, J = Jet Black)
- ▲ = Foot size in cm (21-30)

Feet - College Park - Breeze

Technical Information



Trés®

The Trés foot is a cost effective, maintenance free option for moderate activity patients.

By incorporating a full-length toe lever and soft components to provide inversion / eversion, this dynamic response foot helps restore function at an affordable price.

The integral sandal toe foot shell is anatomically designed for an attractive, natural appearance and is reinforced with Impact Dispersion Technology™ (IDT).

CES CP F 01: Use this code to read the Trés clinical evaluation summary on the Steeper website.

Features and Benefits

- Lightweight
- Natural appearance
- Integrated foot shell without sock
- Sandal toe



Dynamic response

Inversion-eversion

Cosmetics



Integral sandal toe foot shell



Ordering Information

Trial Period - This foot has a 30 day trial period.

Impact Level Descriptions

Low: Daily activities include mostly level ground walking, moving around in the home and the community.

Moderate: Daily activities include up to unlimited walking, climbing stairs and occasional moderate lifting (this does not include running).

Endo IP - NTE ■ ● EN ▲ ● Integrated Pyramid

- - L or R for Left or Right
- - Colour of Cosmesis (C = Caucasian, T = Tan, B = Brown)
- ▲ - Foot Size in cm (21-30)
- - Stiffness (S = Soft-yellow, M = Medium-red, F = Firm-blue, XF = Extra Firm-black, 2X = 2X Firm-green)

Trés® feet can be ordered by completing the ordering information above or by using order forms on page 36.

Product Specification

Mounting	Weight Limit	Sizes	Impact Level	Build Height	Weight	Warranty	Foot Shell
Endo (IP)	136kg (21-24cm) 150kg (25-30cm)	21-30cm	L M H	6.4cm	403g (24cm) 500g (26cm)	1 year	C T B Caucasian, Tan or Brown

Gait Match

Impact Level	Component	Weight (kg)					
		Size 21-24cm					
		0-54	55-63	64-72	73-81	82-100	101-136
Low	Firmness / Button Colour	S	S	M	M	F	XF
Moderate	Firmness / Button Colour	S	M	M	F	F	XF

Impact Level	Component	Weight (kg)							
		Size 25-30cm							
		0-54	55-63	64-72	73-81	82-100	101-125	126-136	137-150
Low	Firmness / Button Colour	S	S	M	M	F	XF	XF	2X
Moderate	Firmness / Button Colour	S	M	M	F	F	XF	2X	2X

Shelltread - Ordering Information

Shelltread	Size
NCST ■ N ▲	21-30cm



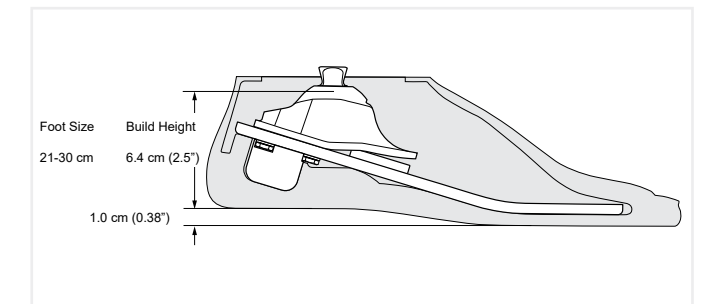
Neutral

Shelltread Ordering Guide

- = "L" or "R" for Left or Right
- ▲ = Foot size in cm (21-30)

Feet - College Park - Très

Technical Information



Note: Trés® Feet are gait matched at College Park Industries before shipping, and cannot be modified.

See Gait Matching table below to determine appropriate stiffness for individual patient specifications.

Celsus®

Aimed at those users whose activity levels are limited and who have low to moderate levels of impact, the Celsus foot has been designed to be light and compliant.

With a low profile, similar to that of the Trés and Tribute feet, the integrated springs provide a smooth roll-over and security for users, especially on uneven surfaces. Its action is softer than the Tribute and Trés making it ideal for those patients who need a foot that prevents undue forces being transmitted to their residual limb or knee joint.

This durable yet lightweight foot is packaged within a low maintenance design, complete with a removable foot shell.

CES CPI F09: Use this code to read the Celsus clinical evaluation summary on the Steeper website.

Features and Benefits

- Integrated spring system and IntelliWeave technology ensures total ground contact and increased duration of foot-flat during stance phase
- Multi-axial movement with a natural centre of rotation in the ankle; providing ground compliance and increased stability
- Low profile
- Removable foot shell with sandal toe
- Custom gait matching with pre-installed heel wedge and fulcrum pad to allow precise levels of resistance for maximum comfort

Cosmetics



Removable foot shell with sandal toe



Ordering Information

Trial Period - This foot has a 30 day trial period.

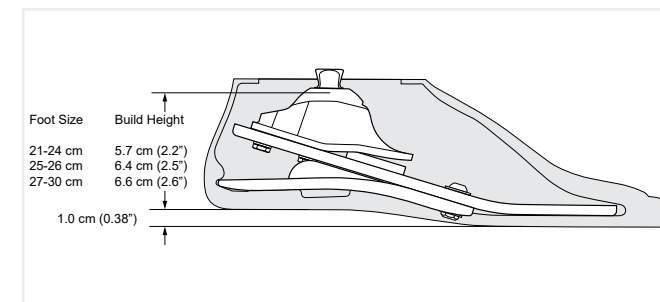
Impact Level Descriptions

Low: Daily activities include mostly level ground walking, moving around in the home and the community.

Moderate: Daily activities include up to unlimited walking, climbing stairs and occasional moderate lifting (this does not include running).

Celsus Foot includes CPI -sock and foot shell. See Order Forms - page 38 for additional ordering information.

Technical Information



Product Specification

Mounting	Weight Limit	Sizes	Impact Level	Build Height	Weight	Warranty	Foot Shell
Endo (IP)	100kg (21-24cm) 136kg (25-30cm)	21-30cm	L M H	56mm (21-24cm) 66mm (25-30cm)	526g (Size 26cm including foot shell)	2 years Foot shell - 3 months	C T B Caucasian, Tan or Brown standard

Shelltread - Ordering Information

Shelltread	Size
NCST ■ N ▲	21-30cm

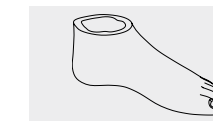
Neutral

Shelltread Ordering Guide

- = "L" or "R" for Left or Right
- ▲ = Foot size in cm (21-30)

Feet - College Park - Celsus

Spare Parts Ordering Information



Foot Shell	Size
NCS S ■ ● ▲	22-30



CPI Sock	Size
NV SS 2124	21-24
NV SS 2526	25-26
NV SS 2730	27-30

Spare Parts Ordering Guide

- = "L" or "R" for Left or Right
- = Colour (C = Caucasian, T = Tan, B = Brown)
- ▲ = Foot size in cm (21-30)

Tribute®


The Tribute offers a cost effective option, providing stable footing and dependable performance on varied terrain and is ideal for low to moderate impact individuals. Precisely gait matched, the true multi-axial design and full-length toe lever provide the user with improved control and stability.

With true multi-axial movement occurring on all three planes, the Tribute provides anatomical plantar flexion, dorsiflexion, transverse rotation and inversion/eversion - allowing for ease of movement, excellent ground compliance and comfort.

CES CPI F02: Use this code to read the Tribute clinical evaluation summary on the Steeper website.

Features and Benefits

- Tri-axial technology to adapt to uneven terrain
- Full range of motion whilst maintaining ground contact
- Adjustable StrideControl
- Removable foot shell
- Easy assembly and disassembly with one pin



StrideControl™ adjuster



Dynamic response



Transverse rotation
inversion-eversion

Cosmetics



CAP



Foot shell



Ordering Information

Trial Period - This foot has a 30 day trial period.

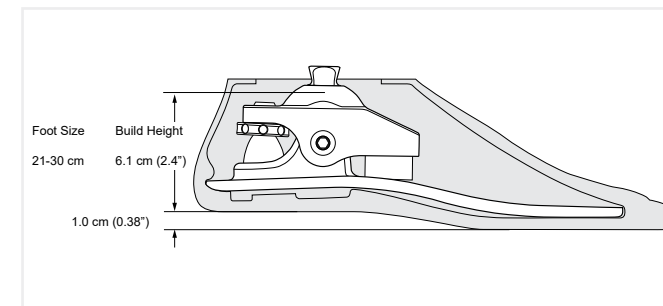
Impact Level Descriptions

Low: Daily activities include mostly level ground walking, moving around in the home and the community.

Moderate: Daily activities include up to unlimited walking, climbing stairs and occasional moderate lifting (this does not include running).

Tribute foot includes foot shell, CPI Sock and Cosmetic Attachment Plate. See Order Forms on page 36 for additional ordering information.

Technical Information



Product Specification

Mounting	Weight Limit	Sizes	Impact Level	Build Height	Weight	Warranty	Foot Shell
Endo (IP)	100kg	21-30cm	L M H	61mm	502g (Size 26cm including foot shell)	2 years Foot shell - 3 months	

Sandal toe version available on request.

Shelltread - Ordering Information

Shelltread	Size
NVT ■ N ▲	21-30cm
NVT ■ N ▲ W	25-30cm



Neutral

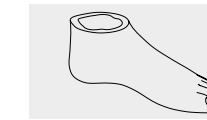
Shelltread Ordering Guide

- = "L" or "R" for Left or Right
- ▲ = Foot size in cm (21-30)
- W = Wide

Feet - College Park - Tribute

Spare Parts Ordering Information

Tribute® Endo IP



Foot Shell	Size
NV S ■ ● ▲	21-30
NV S ■ ● ▲ W	21-30

W = Wide



CPI Sock	Size
NV SS 2124	21-24
NV SS 2526	25-26
NV SS 2730	27-30



CAP	Size
NV C ■ ● 2124	21-24
NV C ■ ● 2526	25-26
NV C ■ ● 2730	27-30



Foreheel	Size
NT FH ■ ▲	21-30

Spare Parts Ordering Guide

- = "L" or "R" for Left or Right
- = Colour (C = Caucasian, T = Tan, B = Brown, J = Jet Black)
- ▲ = Foot size in cm (21-30)

Trustep®

The highly developed, Trustep combines virtually the same vertical motion, rotation and stability found in the anatomical foot. Throughout the gait cycle, the bumpers compress to bring the toe and heel down at appropriate times; allowing the foot to maintain ground contact for firm footing.

The unique split-toe design that defines the Trustep provides up to 15mm of independent toe flex during normal use. With a full range of options available, Trustep's versatile design allows complete customisation, resulting in a natural gait pattern and unsurpassed comfort.

CES CPI F03: Use this code to read the Trustep clinical evaluation summary on the Steeper website.

Features and Benefits

- Tri-axial technology to adapt to uneven terrain
- Bumpers compress the toe and heel at appropriate times whilst providing cushioning and impact absorption
- Customisable bumpers for optimal control
- Anatomically designed foot shell with Spectra reinforcement

Cosmetics



Trustep patented Sealing Boot interlocks with the foot shell, keeping debris away from the foot



Foot shell



Ordering Information

Trial Period - This foot has a 30 day trial period.

Impact Level Descriptions

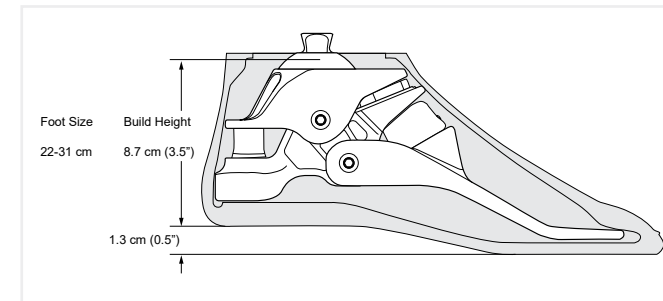
Low: Daily activities include mostly level ground walking, moving around in the home and the community.

Moderate: Daily activities include up to unlimited walking, climbing stairs and occasional moderate lifting (this does not include running).

High: Daily activities include fast walking, jogging, running, lifting heavy objects and/or recreational sports.

Trustep foot includes foot shell, CPI Sock and Sealing Boot. See order forms on page 36 to order.

Technical Information



Product Specification

Mount	Weight Limit	Impact Level	Weight	Sizes (cm)	Build Height	Warranty
Endo (IH)	136kg	LMH	641g (size 26)	22-31	8.9cm (size 26)	3 years (18 months over 136kg) Foot shell - 6 months
Exo (ALX)	160kg					

Spare Parts Ordering Information

	Endo Ankle	Size
	NTS ENA 2224	22-24
	NTS ENA 2531	25-31
	Sealing Boot	Size
	NTS SB ■● 2224	22-24
	NTS SB ■● 2526	25-26
	NTS SB ■● 2730	27-30
	Exo ALX Ankle	Size
	NTS ALXA 2224	22-24
	NTS ALXA 2531	25-31
	Heel	Size
	NTSMH 2224	22-24
	NTSMH 2526	25-26
	NTSMH 2731	27-31

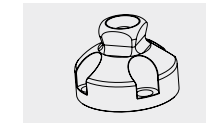
Also available in heavy duty version.

Feet - College Park - Trustep

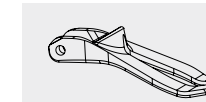


ALX Kit	Size
NTS XBK ■ 2224	22-24
NTS XBK ■ 2526	25-26
NTS XBK ■ 2731	27-31

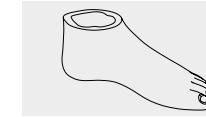
Includes Exo Block, Lamination Gasket and Mounting Bolt.



Pyramid Tool Kit	Size
NTS EXPK 30	22-31



Forefoot	Size
NTS FM ▲■	22-26
NTS FL ▲■	27-31

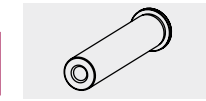


Foot Shell	Size
NTS S ■●▲	22-31
NTS S ■●▲ W	24-31

W = Wide



CPI Sock	Size
NSO SS 2126	21-26
NSO SS 2730	27-30



Axial Pin	Size
NCP AP SH	22-24
NCP AP L	25-31



Axial Pin Screw	Size
NCP APS	22-31



Lower Bushing	Size
NTS LB	22-31

Spare Parts Ordering Guide

- = "L" or "R" for Left or Right
- = Colour (C = Caucasian, T = Tan, B = Brown, J = Jet Black)
- ▲ = Foot size in cm (21-31)

Shelltread - Ordering Information



Shelltread	Size
NTST ■●▲	21-30cm
NTST ■●▲ W	24-31cm



- = "L" or "R" for Left or Right
- = Colour (N = Neutral, J = Jet Black)
- ▲ = Foot size in cm (21-31)
- W = Wide

Venture®

With a full length toe lever, the Venture foot provides a more dynamic response for active users.

Its two-stage response enables the front bumper to provide comfort during walking, whilst the bumper compression is limited to engage the composite keel during high activity. The heel bumper is adjustable to provide the preferred heel strike compression.

Designed for the demanding lifestyle, whether being used in the gym or the office, the precise engineering of the Venture generates a dynamic performance, without sacrificing comfort.



Features and Benefits

- Tri-axial technology to easily adapt to any terrain
- Energy storing to reduce fatigue
- Adjustable StrideControl™ - using 4mm hex key to customise the user's gait timing, even with the foot shell on
- Smooth transition from high to low activities



Stride Control™ adjuster Energy storing



Transverse rotation
inversion-eversion

Cosmetics



CAP Foot shell

Ordering Information

Trial Period - This foot has a 30 day trial period.

Impact Level Descriptions

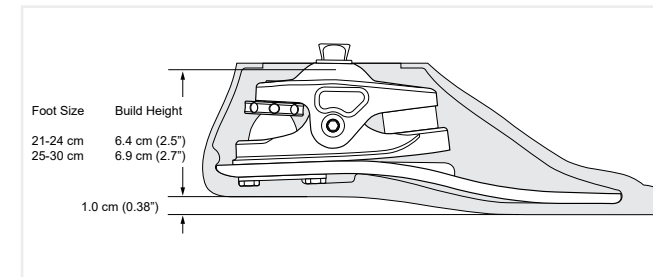
Low: Daily activities include mostly level ground walking, moving around in the home and the community.

Moderate: Daily activities include up to unlimited walking, climbing stairs and occasional moderate lifting (this does not include running).

High: Daily activities include fast walking, jogging, running, lifting heavy objects and/or recreational sports.

Venture includes foot shell, CPI Sock and Cosmetic Attachment Plate. See Order Forms on page 36 for additional ordering information.

Technical Information



Shelltread - Ordering Information

Shelltread	Size
NVT ■●▲	21-30cm
NVT ■●▲ W	25-30cm

Neutral Black

Shelltread Ordering Guide

- = "L" or "R" for Left or Right
- = Colour (N = Neutral, J = Jet Black)
- ▲ = Foot size in cm (21-30)
- W = Wide

Product Specification

Mounting	Weight Limit	Impact Level	Weight of Unit	Sizes (cm)	Build Height (cm)	Warranty	Foot Shell
Endo (IP)	113kg	L M H	585g	21-24	6.4-6.9	3 years Foot shell - 6 months	C T B J standard Caucasian, Tan, Brown or Jet Black
Exo (ALX)	125kg	L M H	585g	25-30	12.7-13.2	3 years Foot shell - 6 months	C T B J standard Caucasian, Tan, Brown or Jet Black

Feet - College Park - Venture

Spare Parts Ordering Information



Foot Shell	Size
NV S ■●▲	21-30
NV S ■●▲ W	24-30

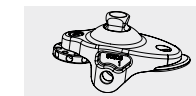
W = Wide



CPI Sock	Size
NV SS 2124	21-24
NV SS 2526	25-26
NV SS 2730	27-30



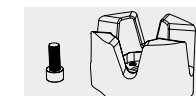
CAP	Size
NV C ■● 2124	21-24
NV C ■● 2526	25-26
NV C ■● 2730	27-30



Endo Ankle	Size
NV ENA 2124	21-24
NV ENA 2530	25-30



Pyramid Tool Kit	Size
NTS EXPK 30	21-30



Exo Block Kit	Size
NV XBK 2124	21-24
NV XBK 2526	25-26
NV XBK 2730	27-30

Includes Mounting Bolt



Exo Ankle	Size
NV ALXA 2124	21-24
NV ALXA 2530	25-30

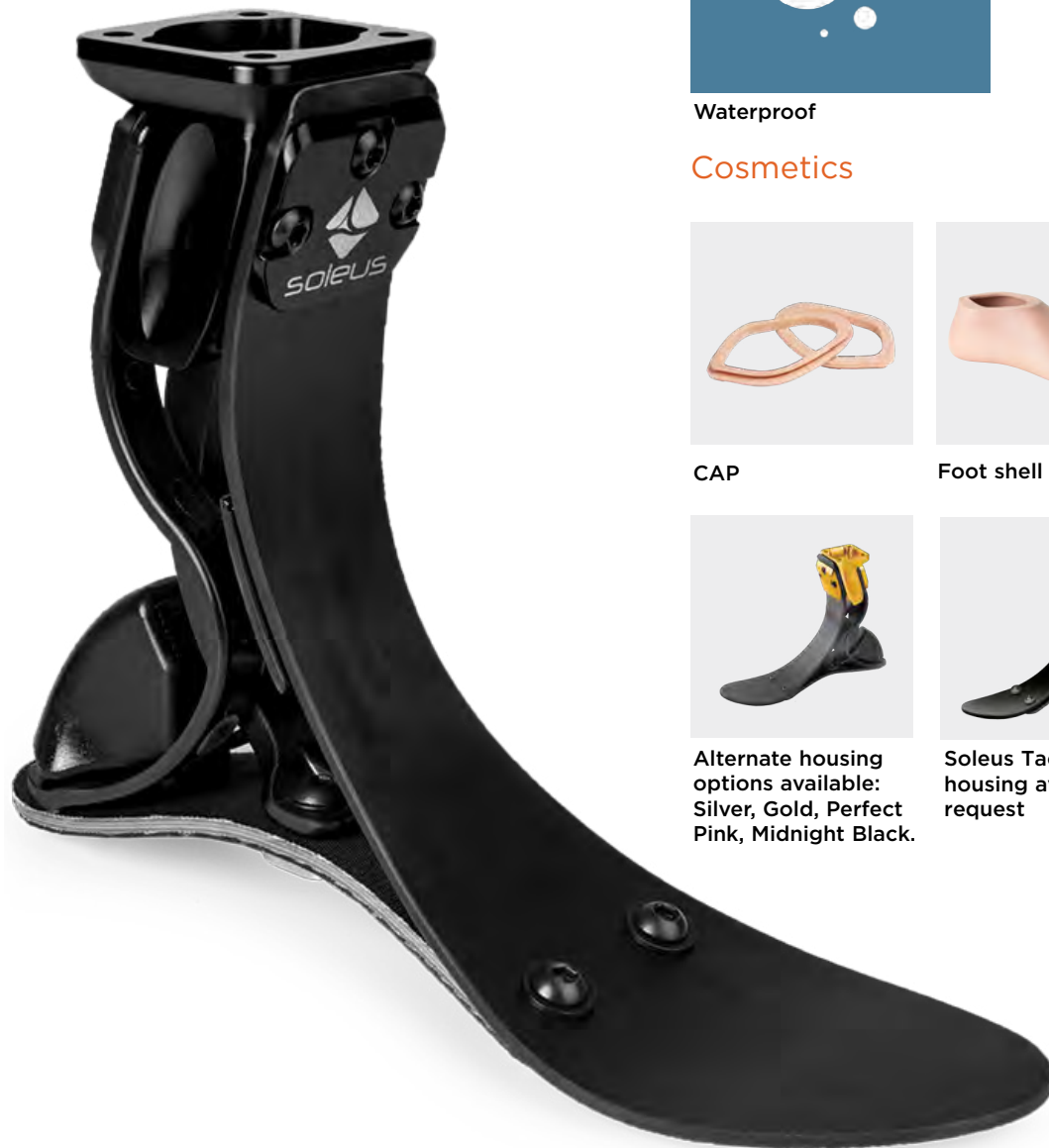
Spare Parts Ordering Guide

- = "L" or "R" for Left or Right
- = Colour (C = Caucasian, T = Tan, B = Brown, J = Jet Black)
- ▲ = Foot size in cm (21-30)
- W = Wide

Soleus®

The Soleus foot integrates multiple composite springs through a tough, flexible plantar ligament. This unique design produces a superior quality range of motion while also returning high levels of energy. Providing a very smooth transition between heel strike and toe-off, the Soleus offers stability and unsurpassed comfort.

CES CPI F06: Use this code to read the Soleus clinical evaluation summary on the Steeper website.



Features and Benefits

- Waterproof (see spare parts for waterproof adapter)
- Multiple spring elements in Integrated Spring Technology (IST) link together to function as one, providing a seamless progression from heel to toe
- Polycentric ankle design provides superior stance phase control
- Vertical shock absorption accommodates high impact activities
- Highly dynamic springs provide multi-axial terrain compliance



Waterproof


Cosmetics




CAP



Foot shell



Alternate housing options available: Silver, Gold, Perfect Pink, Midnight Black.



Soleus Tactical housing available on request

Ordering Information

Trial Period - This foot has a 30 day trial period.

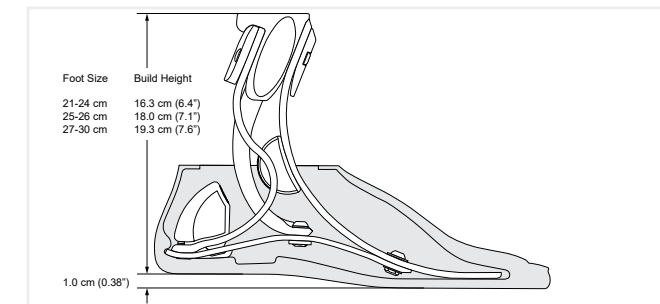
Impact Level Descriptions

Moderate: Daily activities include up to unlimited walking, climbing stairs and occasional moderate lifting (this does not include running).

High: Daily activities include fast walking, jogging, running, lifting heavy objects and/or recreational sports.

Soleus foot includes sock, shell and fasteners to mount the 4-hole adapter of your choice. See Order Forms on page 38 for additional ordering information.

Technical Information



Product Specification

Mounting	Weight Limit	Impact Level	Weight of Unit	Sizes (cm)	Build Height (cm)	Warranty	Foot Shell
Endo (IH)	100kg	M H	576g (size 24)	21-24	16.3 (size 26)	3 years Foot shell - 6 months	C T B J standard Caucasian, Tan, Brown or Jet Black
Endo (IH)	113kg	M H	667g (size 26)	25-26	18 (size 26)	3 years Foot shell - 6 months	C T B J standard Caucasian, Tan, Brown or Jet Black
Endo (IH)	125kg	M H	845g (size 28)	27-30	19.3 (size 26)	3 years Foot shell - 6 months	C T B J standard Caucasian, Tan, Brown or Jet Black

Shelltread - Ordering Information

Shelltread	Size
NCST	21-30cm

Shelltread Ordering Guide

- = "L" or "R" for Left or Right
- = Colour (N = Neutral, J = Jet Black)
- ▲ = Foot size in cm (21-30)
- W = Wide

Feet - College Park - Soleus

Spare Parts Ordering Information

Titanium Waterproof Adapter

NTI500B



Foot Shell	Size
NV S	21-30
NV S W	24-30

W = Wide



CPI Sock	Size
NSO SS 2126	21-26
NSO SS 2730	27-30

Spare Parts Ordering Guide

- = "L" or "R" for Left or Right
- = Colour (C = Caucasian, T = Tan, B = Brown, J = Jet Black)
- ▲ = Foot size in cm (21-30)
- W = Wide

Velocity®

Delivering a lower profile than the Soleus, the recently redesigned and reinforced Velocity features coupled toe springs that work together to provide a similarly progressive and smooth roll-over.

Velocity combines high functionality and low maintenance, with ease of alignment and set up. The additional inserts provided allow fine tuning of the foot function.

Features and Benefits

- Integrated Spring Technology (IST)
- Multi-axial function
- IntelliWeave composite to bring maximum strength and flexibility
- Easily adjustable tuning with three different heel wedges and a toe wedge provided

Cosmetics



CAP



Foot shell is anatomically designed



Ordering Information

Trial Period - This foot has a 30 day trial period.

Impact Level Descriptions

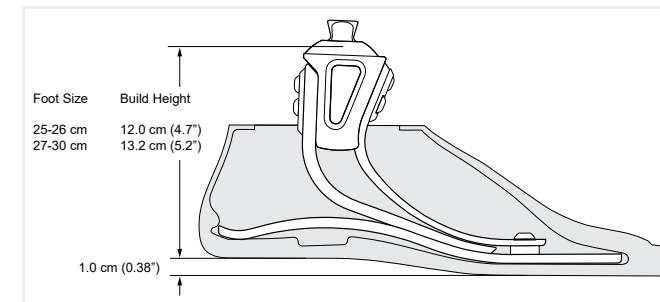
Low: Daily activities include mostly level ground walking, moving around in the home and the community.

Moderate: Daily activities include up to unlimited walking, climbing stairs and occasional moderate lifting (this does not include running).

High: Daily activities include fast walking, jogging, running, lifting heavy objects and/or recreational sports.

Velocity foot includes sock and foot shell. See Order Forms on page 38 for additional ordering information.

Technical Information



Product Specification

Mounting	Weight Limit	Impact Level	Weight of Unit	Sizes (cm)	Build Height (cm)	Warranty	Foot Shell
Endo (IP)	113kg	LMH	631g (size 26)	25-26	12	3 years Foot shell - 6 months	C T B J standard Caucasian, Tan, Brown or Jet Black
Endo (IP)	125kg	LMH	631g (size 26)	27-30	13.2	3 years Foot shell - 6 months	C T B J standard Caucasian, Tan, Brown or Jet Black

Shelltread - Ordering Information

Shelltread	Size
NCST ■●▲	25-30cm

Shelltread Ordering Guide

- = "L" or "R" for Left or Right
- = Colour (N = Neutral, J = Jet Black)
- ▲ = Foot size in cm (25-30)
- W = Wide

Feet - College Park - Velocity

Spare Parts Ordering Information



Foot Shell	Size
NV S ■●▲	25-30
NV S ■●▲ W	25-30

W = Wide



CPI Sock	Size
NV SS 2526	25-26
NV SS 2730	27-30

Spare Parts Ordering Guide

- = "L" or "R" for Left or Right
- = Colour (C = Caucasian, T = Tan, B = Brown, J = Jet Black)
- ▲ = Foot size in cm (25-30)
- W = Wide

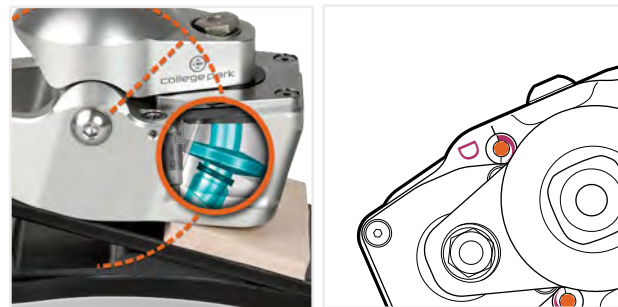
Odyssey® K2

Odyssey K2 enables the user to walk well and negotiate everyday obstacles such as stairs, curbs and uneven surfaces. The unique, curved hydraulic cylinder combined with dual StrideControl™ and the IntelliWeave™ keel of this foot improves the user's posture, knee stability and comfort, especially when negotiating slopes.

CES CPI F14: Use this code to read the Odyssey K2 clinical evaluation summary on the Steeper website.

Features and Benefits

- Curved hydraulic ankle to increase ground contact, reduce socket pressures and enhance knee stability
- IntelliWeave composite foot base provides controlled energy and a flexible heel
- 12 degrees of smooth hydraulic motion
- Independently adjustable hydraulic valves for in-clinic tuning
- One pivot point for smooth gait cycle and longer life span - fewer moving parts result in less potential wear



One pivot point

Independently adjustable hydraulic valves

Cosmetics



Foot shell is anatomically designed



Ordering Information

Trial Period - This foot has a 30 day trial period.

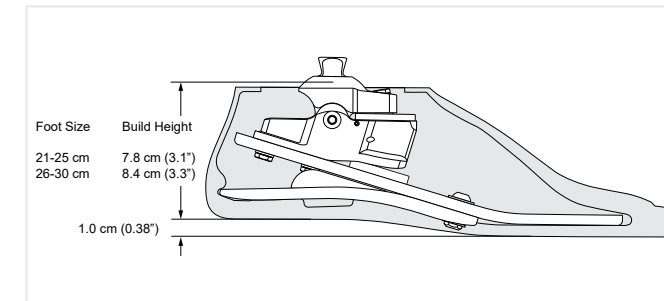
Impact Level Descriptions

Low: Daily activities include mostly level ground walking, moving around in the home and the community.

Ordering Information	
Part Number	
NOK2	■●EN▲● Integrated Pyramid

- - L or R for Left or Right
- - Colour of Cosmesis (C = Caucasian, B = Brown, T = Tan)
- ▲ - Foot Size in cm (21-30)
- - Firmness (S = Soft-yellow, M = Medium-red, F = Firm-blue, XF = Extra Firm-black)

Technical Information



Product Specification

Mounting	Weight Limit	Sizes	Build Height (cm)	Weight	Impact Level	Warranty	Foot Shell
Endo (IP)	100kg (21-24cm) 136kg (25-30cm)	21-30cm	7.9 8.4	744g (Size 26cm including foot shell and CPI sock)	L M H	2 years Foot shell - 6 months	C T B standard Caucasian, Tan or Brown

Gait Match

Impact Level	Component	Weight (kg)			
		Size 21-30cm		Size 25-30cm	
		0-63 Soft	64-81 Medium	82-100 Firm	101-136 Extra Firm
Low	Firmness / Button Colour	S	M	F	XF

Shelltread - Ordering Information

Shelltread	Size
NCST ■ N ▲	21-30cm



Neutral

Shelltread Ordering Guide

- = "L" or "R" for Left or Right
- ▲ = Foot size in cm (21-30)

Feet - College Park - Odyssey K2

Spare Parts Ordering Information



Foot Shell	Size
NCSS ■●▲	21-30



CPI Sock	Size
NV SS 2124	21-24
NV SS 2526	25-26
NV SS 2730	27-30

Spare Parts Ordering Guide

- = "L" or "R" for Left or Right
- = Colour (C = Caucasian, T = Tan, B = Brown)
- ▲ = Foot size in cm (21-30)

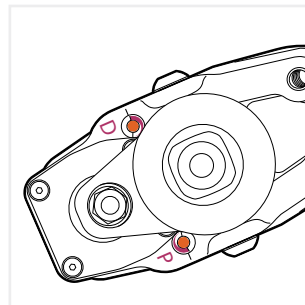
Odyssey® K3

Introducing the next step in the Odyssey line of hydraulic feet from College Park. Hydraulic feet are renowned for increasing ground contact, reducing socket pressures and enhancing knee stability.

The Odyssey K3 utilises the patented curved hydraulic ankle plus a higher frequency carbon fibre foot base for increased dynamic response. The robust ankle housing and angular positioning is designed for moderate impact users to be able to balance without assistance. The combination of smooth hydraulics and a dynamic foot base brings exceptional performance during activities such as city walking or multi-terrain hiking.

Features and Benefits

- Curved hydraulic ankle
- Carbon fibre foot base to adapt to various terrains and speeds
- Robust ankle housing and angular positioning designed for moderate impact users
- Independently adjustable hydraulic valves for in-clinic tuning
- 12° of smooth hydraulic motion (9° dorsi flexion, 3° plantar flexion)



Independently adjustable hydraulic valves

Cosmetics



Foot shell is anatomically designed



Ordering Information

Trial Period - This foot has a 30 day trial period.

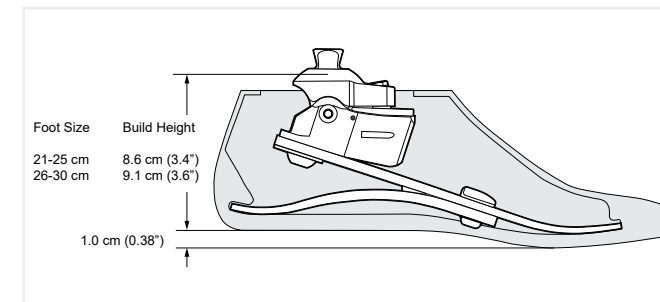
Impact Level Descriptions

Low: Daily activities include mostly level ground walking, moving around in the home and the community.

Moderate: Daily activities include up to unlimited walking, climbing stairs and occasional moderate lifting (this does not include running).

Ordering Information	
Part Number	NODK3 ■●EN▲◆ Integrated Pyramid
■	- L or R for Left or Right
●	- Colour of Cosmesis (C = Caucasian, B = Brown, T = Tan)
▲	- Foot Size in cm (21-30)
◆	- Firmness (S = Soft-yellow, M = Medium-red, F = Firm-blue, XF = Extra Firm-black)

Technical Information



Product Specification

Mounting	Weight Limit	Sizes	Build Height (cm)	Weight	Impact Level	Warranty	Foot Shell
Endo (IP)	125kg	21-30cm	8.6-9.1	750g		3 years Foot shell - 6 months	Caucasian, Tan or Brown

Gait Match

Impact Level	Component	Weight (kg)						
		Size 21-30cm						
		0-63	64-72	73-81	82-91	92-100	100-113	114-125
Low	Firmness / Button Colour	S	S	M	M	F	F	XF
Moderate	Firmness / Button Colour	S	M	M	F	F	XF	XF

Shelltread - Ordering Information

Shelltread	Size
NCST ■ N ▲	21-30cm

Shelltread Ordering Guide

■ = "L" or "R" for Left or Right

▲ = Foot size in cm (21-30)

Feet - College Park - Odyssey K3

Spare Parts Ordering Information

Foot Shell	Size
NCSS ■●▲	21-30

CPI Sock	Size
NHZ SS 2125	21-25
NHZ SS 2630	26-30

Spare Parts Ordering Guide

■ = "L" or "R" for Left or Right

● = Colour (C = Caucasian, T = Tan, B = Brown)

▲ = Foot size in cm (21-30)

Accent® IP

Providing 5cm of heel height adjustment through a simple push of a button for users to control to fit their daily needs, Accent IP offers a maintenance free option for users.

A cosmetically appealing foot, the Accent IP is provided with a contoured, soft shin fairing that locks into the shell and prevents cosmetic buckling when the foot is adjusted at various heights.


This version comes with an integrated pyramid for easy connection and has dynamic response and compliance to meet with a vast array of low to moderate activities.

CES CPI F04: Use this code to read the Accent IP clinical evaluation summary on the Steeper website.



Features and Benefits

- User adjustable heel height with 5cm range and 13 increments of adjustment
- Easy to operate height adjustment button located in the ankle
- Ankle fairing provides superior cosmetic finishing
- Maintenance free



Height adjustment button

Cosmetics

The Accent IP's bonded sandal toe foot shell is reinforced with Impact Dispersion Technology™. The Ankle Fairing interlocks with the foot shell and conforms to both Endo and dynamic pylons. The foot shell and ankle fairing are anatomically designed for use with a skin to produce a natural-like finish.



Sandal toe



Ankle fairing

Ordering Information

Trial Period - This foot has a 30 day trial period.

Impact Level Descriptions

Low: Daily activities include mostly level ground walking, moving around in the home and the community.

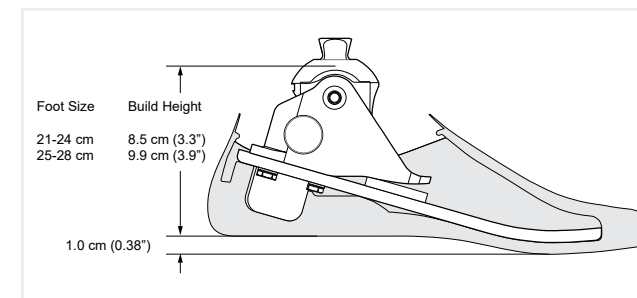
Moderate: Daily activities include up to unlimited walking, climbing stairs and occasional moderate lifting (this does not include running).

Accent IP foot includes Ankle Fairing and Foot Shell. Wider versions from sizes 23-28 are available - see Order Forms - page 37 for additional ordering information.

Product Specification

Mounting	Weight Limit	Impact Level	Weight of Unit	Sizes (cm)	Build Height (cm)	Warranty	Foot Shell
Endo (IP)	100kg	LMH	532g	21-24	8.5	2 years	C B standard Caucasian or Brown
Endo (IP)	114kg	LMH	603g	25-28	9.9	2 years	C B standard Caucasian or Brown

Technical Information



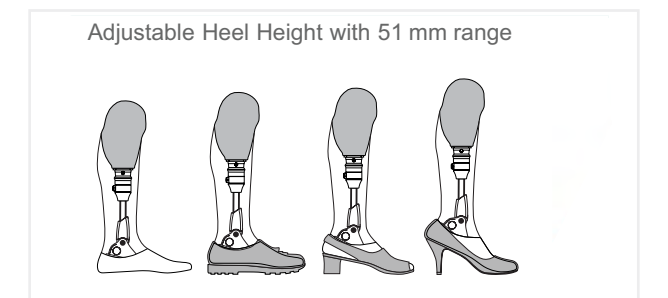
Feet - College Park - Accent IP

Shelltread - Ordering Information

Shelltread	Size
NACT N▲	21-28cm
NACT N▲ W	23-28cm

Neutral

Shelltread Ordering Guide
 ■ = "L" or "R" for Left or Right
 ▲ = Foot size in cm (21-28)
 W = Wide



Accent® DP


The Accent DP provides a maintenance free option for individuals who desire a cosmetically appealing prosthetic foot with an easy to adjust heel height control to fit their daily needs. This version comes with an integrated Dynamic Pylon to give increased compliance and dynamic response to meet with an array of low to moderate activities.

CES CPI F05: Use this code to read the Accent DP clinical evaluation summary on the Steeper website.



Features and Benefits

- Integrated dynamic pylon
- User adjustable heel height with 5cm range
- Easy to operate height adjustment button
- Ankle fairing provides superior cosmetic finishing
- Maintenance free



Height adjustment button



Dynamic pylon

Cosmetics

The Accent DP's bonded sandal toe foot shell is reinforced with Impact Dispersion Technology™. The ankle fairing interlocks with the foot shell and conforms to both endo and dynamic pylons. The foot shell and ankle fairing are anatomically designed for use with a skin to produce a natural-like finish.



Sandal toe



Ankle fairing

Ordering Information

Trial Period - This foot has a 30 day trial period.

Impact Level Descriptions

Low: Daily activities include mostly level ground walking, moving around in the home and the community.

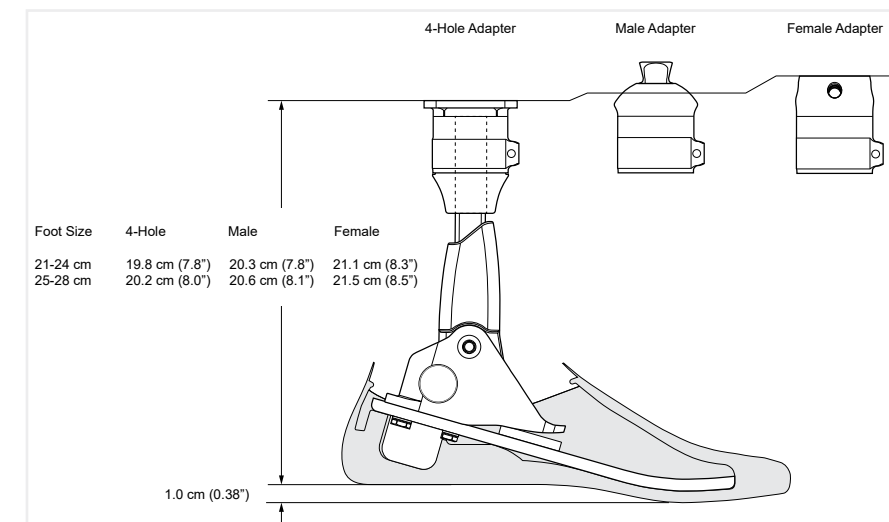
Moderate: Daily activities include up to unlimited walking, climbing stairs and occasional moderate lifting (this does not include running).

Accent DP foot includes DP cutting tool, ankle fairing and the dynamic pylon adapter attachment option selected. Wider versions are also available from size 23-28cm. See order forms on page 37 for additional ordering information.

Product Specification

Mounting	Weight Limit	Impact Level	Weight of Unit	Sizes (cm)	Build Height (cm)	Warranty	Foot Shell
Dynamic Pylon (DP)	100kg		681g (size 24)	21-24	19.8	2 years	Caucasian or Brown
Dynamic Pylon (DP)	114kg		761g (size 26)	25-28	20.2	2 years	Caucasian or Brown

Technical Information



Dynamic Pylon Adapter Maximum Clearance

	4-Hole	Male	Female
25-28 cm	40.3 cm	40.7 cm	41.5 cm
21-24 cm	39.8 cm	40.3 cm	41.1 cm

Dynamic Pylon Adapter Minimum Clearance

	4-Hole	Male	Female
25-28 cm	20.2 cm	20.6 cm	21.5 cm
21-24 cm	19.8 cm	20.3 cm	21.1 cm

Feet - College Park - Accent DP

Shelltread - Ordering Information

	Shelltread	Size
	NACT N	21-28cm
	NACT N W	23-28cm

Shelltread Ordering Guide
 = "L" or "R" for Left or Right
 = Foot size in cm (21-28)
W = Wide



Neutral

Sidekicks™

Sidekicks are the first adjustable 'stubbie' feet for foreshortened prostheses. Gait-matched and approved for water use, Sidekicks dorsiflex and plantarflex in real-world environments for the ultimate balance and stability for bilateral, transfemoral amputees.

The Sidekicks mimic anatomical ankle rotation to allow for movement to occur naturally; reducing socket forces and eliminating unwanted torque.

Features and Benefits

- Water friendly
- Moulded tread is adhered to the foot with a molecular bond
- Custom gait matching through swapping bumpers and using StrideControl
- Anatomical ankle motion and flexible platform for uneven ground compliance



Waterproof*

Moulded tread



Sidekicks mimic anatomical ankle rotation



Ordering Information

Trial Period - This foot has a 30 day trial period.

Impact Level Descriptions

Low: Daily activities include mostly level ground walking, moving around in the home and the community.

Ordering Information		
Part Number	Stiffness	Single, Pair
NSKAK	■ - ● Soft, Medium, Firm	1 - 2

- - Firmness (S = Soft-yellow, M = Medium-red, F = Firm-blue,
- - 1 = Single, 2 = Pair

Product Specification

Mounting	Weight Limit	Build Height	Weight	Impact	Warranty
Endo (IP)	125kg	58mm	422g	L M H	2 years

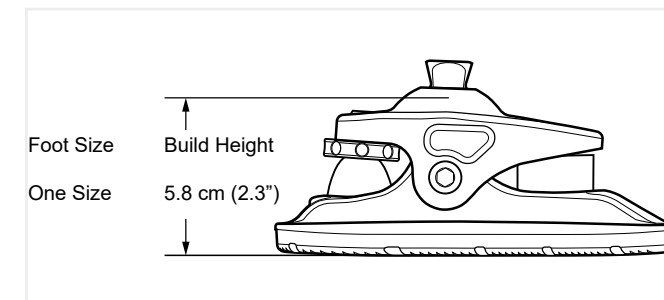
***Waterproof note:** Rinse with fresh water and dry following exposure to salt water or chlorinated water.

Gait Match

Impact Level	Component	Weight (kg)		
		0-54	55-100	101-125
Low	Firmness	S	M	F

Note: All alternative bumpers and tools are supplied with the Sidekicks.

Technical Information



Feet - College Park - Sidekicks

Spare Parts Ordering Information

	Sidekicks Foot Plate NSKFP
	Axial Pin NCPAPL
	Axial Pin Screw NCPAPS

To complete this form electronically, please contact Steeper Customer Services for a digital order form.

Email: customerservices@steepergroup.com Fax: 0870 240 4779 Tel: 0870 240 4133

You must tick a box to complete the order: NEW ORDER WARRANTY REPLACEMENT

Patient Information				
Patient Name	Caucasian	Brown	Jet Black	Tan
Sex: M F	Age:	Weight:	Height:	
Amputation Level (AK, BK, KD, HD...)	Left:	Right:	Size (cm):	
Wider Foot Shell Required:	Yes:	No:	Shelltread:	

Prosthetist:	Branch / Contractor
--------------	---------------------

Foot Style

Patient Impact Level - please circle 1 3 3 (See below for descriptions of impact levels)

Trés Tribute Venture Trustep



Multi-axial / Dynamic / non-adjustable foot for low to moderate activity. Up to level 2 only	Multi-axial / Dynamic / adjustable foot for moderate activity. Up to level 2 only	Multi-axial / Dynamic foot for any activity level.	Polycentric/ Multi-axial / Dynamic foot for any activity level.
--	---	--	---

Attachments

Pyramid - 136kg (sizes 21-24) weight limit 150kg (sizes 25-30)	Pyramid - 100kg weight limit	Pyramid Alignable Exo - 125kg weight limit	Pyramid - 136kg weight limit Alignable Exo - 160kg weight
--	------------------------------	---	--

Paediatric Foot

Truper Breeze



Pyramid - Plate Kit	For low impact levels.	
Alignable Exo		
Growth		

Impact Level Descriptions

- 1. **Low** : Daily activities include mostly level ground walking, moving around in the home and the community
- 2. **Moderate** : Daily activities include up to unlimited walking, climbing stairs and occasional moderate lifting (this does not include running)
- 3. **High** : Daily activities include fast walking, jogging, running, lifting heavy objects and/or recreational sports

Part Number	Description	Quantity
-------------	-------------	----------

Date: / /

To complete this form electronically, please contact Steeper Customer Services for a digital order form.

Email: customerservices@steepergroup.com Fax: 0870 240 4779 Tel: 0870 240 4133

You must tick a box to complete the order: NEW ORDER WARRANTY REPLACEMENT

Patient Information				
Patient Name	Caucasian	Brown	Jet Black	Tan
Sex: M F	Age:	Weight:	Height:	
Amputation Level (AK, BK, KD, HD...)	Left:	Right:	Size (cm):	
Wider Foot Shell Required:	Yes:	No:	Shelltread:	

Prosthetist:	Branch / Contractor
--------------	---------------------

Impact Level

The Accent foot is suitable for Low to Moderate impact. Please indicate level.

Low - Daily activities include mostly level ground walking, moving around in the home and the community.

Moderate - Daily activities include unlimited walking, climbing stairs and occasional moderate lifting (this does not include running).

Foot Specification




Accent Pyramid (IP)

Adjustment Button Placement

Medial Lateral

Dynamic Pylon (DP)

Dynamic Pylon Adapter Attachment Options



Notes

- Note 1 Ankle cosmesis and integral foot cosmesis included as standard with every foot.
- Note 2 Current availability in sizes 21-28cm.
- Note 3 Weight limit up to 100kg (Size 21-24) 113kg (Size 25-28).
- Note 4 Wide version available size 23-28.

Part Number	Description	Quantity
-------------	-------------	----------

Date: / /

To complete this form electronically, please contact Steeper Customer Services for a digital order form.

Email: customerservices@steepergroup.com Fax: 0870 240 4779 Tel: 0870 240 4133

You must tick a box to complete the order: NEW ORDER WARRANTY REPLACEMENT

Patient Information				
Patient Name	Caucasian	Brown	Jet Black	Tan
Sex: M F	Age:	Weight:	Height:	
Amputation Level (AK, BK, KD, HD...)	Left:	Right:	Size (cm):	
Wider Foot Shell Required:	Yes:	No:	Shelltread:	
Prosthetist:	Branch / Contractor			

Foot Style				
Patient Impact Level - Please Circle	1	3	3	(See below for descriptions of impact levels)
Soleus	Velocity	Celsus	Sidekicks	
For moderate to high impact levels.	For low to high impact levels.	For low to moderate impact levels.	For low to moderate impact levels.	
Odyssey K2 NOK2	Odyssey K3 NODK3			
For low impact levels.	For low to moderate impact levels.			

Impact Level
Please indicate level.
Low - Daily activities include mostly level ground walking, moving around in the home and the community.
Moderate - Daily activities include unlimited walking, climbing stairs and occasional moderate lifting (this does not include running).
High - Daily activities include fast walking, jogging, running, lifting heavy objects and/or recreational sports

Housing Specification - Soleus Only

Housing Colour Options:	Gold	Silver	Pink	Midnight Black	Tactical
-------------------------	------	--------	------	----------------	----------

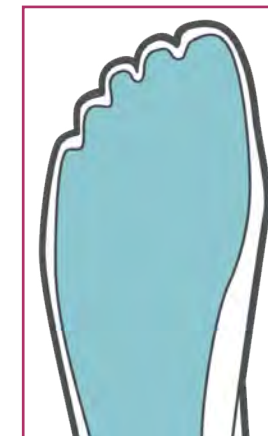
Notes

Part Number	Description	Quantity
-------------	-------------	----------

Date: / /

Shelltread

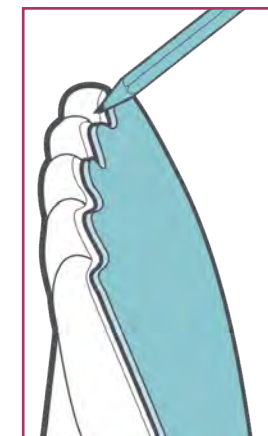
Shelltread is available for all of the feet in the College Park range and is intended to improve the grip and increase the foot shell durability for patients who like to walk barefoot, or whose activity level or working environment puts increased stress on the foot shell.



FOR BEST RESULTS, IT IS CRUCIAL TO FOLLOW THESE STEPS IN ORDER

i Shelltreads are pre-cut to fit each College Park foot shell.
The size indicator is stamped on the bonding side of the Shelltread.

1 For greatest adhesion, clean and dry the bottom surface of the foot shell and the bonding side of the Shelltread (use of denatured alcohol or contact adhesive thinner is recommended).



2 Align the Shelltread on the bottom (plantar surface) of the foot shell, to determine its ideal location.

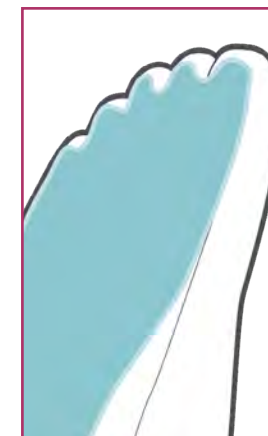
3 Use a pencil to mark the Shelltread's location



4 Lightly scuff the foot shell bonding surface with ScotchBright® or fine sandpaper (180-220 grit). Use care to not remove the skin on the foam surface.

5 To improve bonding strength, sand the bonding surface of the Shelltread to remove any high spots.

6 Apply an even coat of high quality contact adhesive (e.g. Masters®) to both surfaces and allow to dry, per manufacturer's instructions.



7 Carefully align the Shelltread between the pencil marks and bond into place.

i For improved cosmetics and adhesion, you can bevel the edge of the Shelltread, being careful not to grind the foot shell.

Shelltread - Ordering Information

	Shelltread	Foot	Size
	NCST ■●▲	Soleus, Velocity	21-30
	NCST ■ N▲	Trés, Celsus, Odyssey K2, Odyssey K3	21-30
	NVT ■●▲	Venture	21-30
	NVT ■●▲ W	Venture	25-30
	NVT ■ N▲	Tribute	21-30
	NVT ■ N▲ W	Tribute	25-30
	NTST ■●▲	Trustep	21-30
	NTST ■●▲ W	Trustep	24-31
	NACT ■ N▲	Accent IP, Accent DP	21-28
	NACT ■ N▲ W	Accent IP, Accent DP	23-28
	NBET ■●▲	Breeze	21-30

Spare Parts Ordering Guide
 ■ = "L" or "R" for Left or Right
 ● = Colour (N = Neutral, J = Jet Black)
 ▲ = Foot size in cm (25-30)
 W = Wide

Note: Only Trustep and Venture are available in Black Shelltread.

Senator®

The Senator is a lightweight, economical, energy returning foot that shares composite engineering features with the advanced Freedom Series. It is designed to meet the needs of low to moderately active amputees seeking a prosthetic foot that will allow them to ambulate at varied speeds and participate in daily activities such as cycling, golfing, hiking, or even light jogging. The Senator is a durable foot that is simple to fit and finish.

CES FRE F01: Use this code to read the Senator clinical evaluation summary on the Steeper website.

Features and Benefits

- Lightweight, energy-return design
- Integral male pyramid
- Low maintenance, durable design
- Available in 6 stiffness categories



Water resistant

Cosmetics



Mid profile foot shell



Ordering Information

Trial Period - There is no trial period on this foot.

Impact Level Descriptions

Low: Daily activities include mostly level ground walking, moving around in the home and the community.

Moderate: Daily activities include up to unlimited walking, climbing stairs and occasional moderate lifting (this does not include running).

Ordering Example - NVS1324L

Part Number	Category	Size	Left / Right
NVS1	3	24	L

Includes foot shell and Spectra® Sock

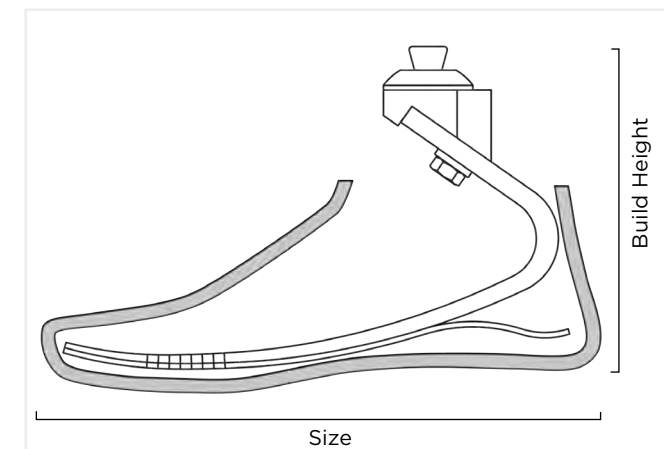
Category Selection

Weight (kg)	Impact Level	
	LOW	MOD
45-55	1	2
56-66	2	3
67-80	3	4
81-96	4	5
97-114	5	6
115-136	6	

Build Height and Weight

Size (cm)	Build Height (cm)	Foot inc. Shell
22-25	13	520g
26-28	14	655g
29-31	15.2	780g

Technical Information



Product Specification

Weight Limit	Impact Level	Weight of Unit	Sizes (cm)	Build Height (cm)	Warranty
136kg	L M H	520g	22-31	12	2 years Foot shell - 6 months

Spare Parts Ordering Information



Foot Shell

NFTC-3M----4-R



Cosmetic Attachment Plate

NCAP-3M-PO----4-R

Spare Parts Ordering Guide

- = Cap (0 = Yes, 1 = No)
- = Size in cm (22-31)
- = Skin Tone (L = Light, M = Medium, D = Dark)
- = "L" or "R" for Left or Right

Spectra® Sock	Size (cm)
NAC101-12	21-25
NAC101-14	26-28
NAC101-16	29-31

Sierra®

Ideal for active users, the Sierra foot ensures a smoother gait without the energy loss typically associated with other shock absorbing systems. Its unique angle-top design increases the length of the carbon fibre spring, maximising energy return and flexibility. The split-keel provides excellent inversion-eversion, allowing amputees to walk with confidence on uneven terrain.

CES FRE F02: Use this code to read the Sierra clinical evaluation summary on the Steeper website.

Features and Benefits

- Full length heel ensures exceptionally smooth gait
- Split keel design
- Integral male pyramid
- Available in 9 stiffness categories



Water resistant

Cosmetics



Mid profile foot shell

Sandal toe: sizes 22-28 only



Ordering Information

Trial Period - This foot has a 30 day trial period - only on sizes 23-28 and categories 2-7.

Impact Level Descriptions

Low: Daily activities include mostly level ground walking, moving around in the home and the community.

Moderate: Daily activities include up to unlimited walking, climbing stairs and occasional moderate lifting (this does not include running).

High: Daily activities include fast walking, jogging, running, lifting heavy objects and/or recreational sports.

Ordering Example - NFS1526L

Part Number	Category	Size	Left / Right
NFS1	5	26	L

Sandal Toe Ordering Example - NFS1526SL

Part Number	Category	Size	Sandal Toe	Left / Right
NFS1	5	26	S	L

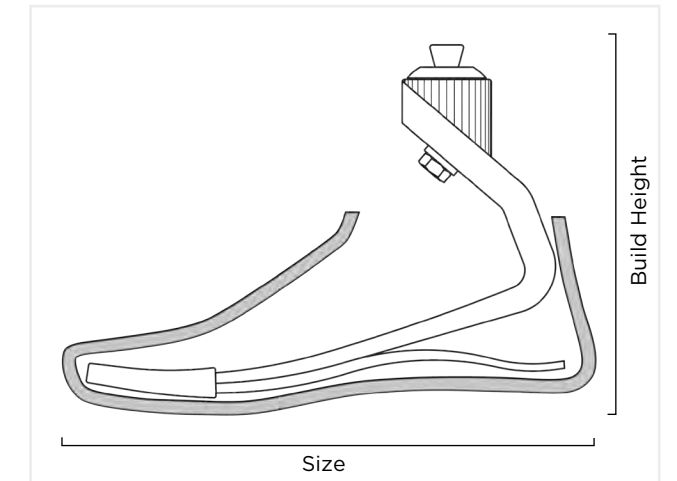
Sandal toe is only available in sizes 22-28.

Includes foot shell and Spectra® Sock

Category Selection

Weight (kg)	Impact Level		
	LOW	MOD	HIGH
44-52	1	1	2
53-59	1	2	3
60-68	2	3	4
69-77	3	4	5
78-88	4	5	6
89-100	5	6	7
101-116	6	7	8
117-130	7	8	9
131-147	8	9	
148-166	9		

Technical Information



Build Height and Weight

Size (cm)	Build Height (cm)	Foot inc. Shell
22-25	14.6	515g
26-28	17.2	640g
29-31	18.7	750g

Product Specification

Weight Limit	Impact Level	Weight of Unit	Sizes (cm)	Build Height (cm)	Warranty
166kg		515g	22-31	14	3 years Foot shell - 6 months

Spare Parts Ordering Information



Regular Foot Shell

NFTC-3M----4-R



Sandal Toe Foot Shell

NFTC-2M-1--4-S

Cosmetic Attachment Plate

NCAP-3M-PO---4-

Spare Parts Ordering Guide

- = Cap (0 = Yes, 1 = No)
- = Size in cm (22-31)
- = Skin Tone (L = Light, M = Medium, D = Dark)
- = "L" or "R" for Left or Right

Spectra® Sock	Size (cm)
NAC101-12	21-25
NAC101-14	26-28
NAC101-16	29-31

DynAdapt™

With a slim profile and anatomical design, the carbon fibre DynAdapt foot is easy to fit and cover with a cosmesis. Its full-length split keel provides a smooth, uninterrupted roll-over from heel-strike to toe-off, with the medial/lateral compliance required to provide good stability on uneven terrain. The advanced composite laminate delivers a high cycle fatigue in a design that also gives a high energy return.

CES FRE F07: Use this code to read the DynAdapt clinical evaluation summary on the Steeper website.

Features and Benefits

- Slim profile, carbon fibre foot system with a slender, anatomical design
- Multi-axial function for maximum comfort
- Full length split keel gives an uninterrupted roll-over with good compliance and a dynamic response through to toe-off
- EnduraCore Technology delivers up to 3 times the fatigue life of a standard laminate
- Available in 9 stiffness categories



Water resistant

Cosmetics



Mid profile foot shell

Sandal toe: sizes 22-28 only



Ordering Information

Trial Period - This foot has a 30 day trial period on sizes 23-28 and categories 2-7.

Impact Level Descriptions

Moderate: Daily activities include up to unlimited walking, climbing stairs and occasional moderate lifting (this does not include running).

High: Daily activities include fast walking, jogging, running, lifting heavy objects and/or recreational sports.

Ordering Example - NF10526R

Part Number	Category	Size	Left / Right
NF10	5	26	R

Sandal Toe Ordering Example - NF10526SL

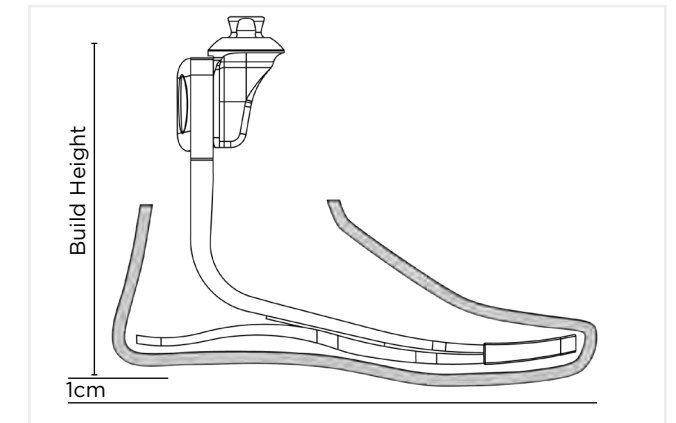
Part Number	Category	Size	Sandal Toe	Left / Right
NF10	5	26	S	L

Sandal toe is only available in sizes 22-28. Includes foot shell and Spectra® Sock.

Category Selection

Weight (kg)	Impact Level		
	LOW	MOD	HIGH
44-52	1	1	2
53-59	1	2	3
60-68	2	3	4
69-77	3	4	5
78-88	4	5	6
89-100	5	6	7
101-116	6	7	8
117-130	7	8	9
131-147	8	9	
148-166	9		

Technical Information



Build Height and Weight

Size (cm)	Build Height (cm)	Foot inc. Shell
22-25	15.8	535g
26-28	17	635g
29-31	18.2	750g

Product Specification

Weight Limit	Impact Level	Sizes (cm)	Warranty
166kg	L M H	22-31	3 years Foot shell - 6 months

Spare Parts Ordering Information



Regular Foot Shell

NFTC-3M-1 ▲ ● 4-R ■

Sandal Toe Foot Shell

NFTC-2M-1 ▲ ● 4-S ■

Spare Parts Ordering Guide

- ▲ = Size in cm (22-31)
- = Skin Tone (L = Light, M = Medium, D = Dark)
- = "L" or "R" for Left or Right

Spectra® Sock	Size (cm)
NAC101-12	21-25
NAC101-14	26-28
NAC101-16	29-31

Highlander®

Engineered for active amputees requiring a foot with a lower build height, the Highlander foot provides a smooth gait and excellent energy return. The split-keel provides stability on uneven terrain by enhancing inversion and eversion. This foot is also favoured by many transfemoral amputees due to its ideal blend of stability and action.

Highlander® MAX

The Highlander Max enables the benefits of the Highlander to be made available to amputees over 166kg. With an industry highest weight limit of 226kg, this foot can be used in conjunction with the Heavy Duty Component Kit (NAC 202) to enable virtually any transtibial amputee to be provided with a prosthesis. Transfemoral amputees may be limited by the weight of available and appropriate knee units.



Water resistant

Highlander Features and Benefits

- Low build height with integral male pyramid
- Split keel design for excellent inversion/eversion
- Exoskeletal configuration available upon request
- Available in 9 stiffness categories

Highlander MAX Features and Benefits

- Low build height with integral male pyramid
- Split keel design for excellent inversion / eversion
- Available up to weight limit 226kg
- **Note: Highlander Max is a special order item, therefore please allow a 10-14 day lead time. There is no 30 day trial period on this product.**

Cosmetics



Mid profile foot shell

Sandal toe: sizes 22-28 only



Ordering Information

Trial Period - This foot has a 30 day trial period - only on sizes 23-28 and categories 2-7.

Impact Level Descriptions

Low: Daily activities include mostly level ground walking, moving around in the home and the community.

Moderate: Daily activities include up to unlimited walking, climbing stairs and occasional moderate lifting (this does not include running).

High: Daily activities include fast walking, jogging, running, lifting heavy objects and/or recreational sports.

Ordering Example - NFS3526L

Part Number	Category	Size	Left / Right
NFS3	5	26	L

Sandal Toe Ordering Example - NFS3526SL

Part Number	Category	Size	Sandal Toe	Left / Right
NFS3	5	26	S	L

Includes foot shell and Spectra® Sock

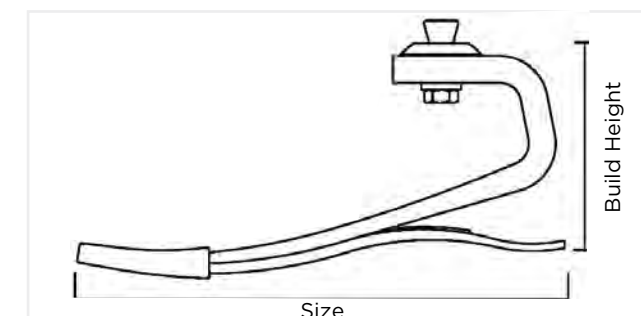
Category Selection - Highlander

Weight (kg)	Impact Level		
	LOW	MOD	HIGH
44-52	1	1	2
53-59	1	2	3
60-68	2	3	4
69-77	3	4	5
78-88	4	5	6
89-100	5	6	7
101-116	6	7	8
117-130	7	8	9
131-147	8	9	
148-166	9		

Category Selection - Highlander MAX

166-190	10		
191-217	11		
218-226	12		

Technical Information



Build Height and Weight		
Size (cm)	Build Height (cm)	Foot inc. Shell
22-25	10.8	470g
26-28	12.1	590g
29-31	30	750g

Product Specification

Highlander					
Weight Limit	Impact Level	Weight of Unit	Sizes (cm)	Build Height (cm)	Warranty
166kg	L M H	470g (size 25)	22-31	9.8 (size 25)	3 years Foot shell - 6 months
Highlander MAX					
226kg	L M H	590g (size 26)	22-31	10.8 (size 26)	1 year Foot shell - 6 months

Spare Parts Ordering Information



Regular Foot Shell

NFTC-3M-●▲-●4-R■

Sandal Toe Foot Shell

NFTC-1M-●▲-●4-S■



Cosmetic Attachment Plate

NCAP-3M-PO-▲●4-■

Spare Parts Ordering Guide

- = Cap (0 = Yes, 1 = No)
- ▲ = Size in cm (22-31)
- = Skin Tone (L = Light, M = Medium, D = Dark)
- = "L" or "R" for Left or Right



34mm Heavy Duty Component Kit

NAC 202

Weight limit up to 226kg
Two 34mm Tube Clamps
4-Prong Connector
34mm Pylon

4-Prong Connector

NACC 00 20202 00

Spectra Sock	Size (cm)
NAC101-12	21-25
NAC101-14	26-28
NAC101-16	29-31

Kinterra

The Kinterra Foot / Ankle System combines hydraulics and carbon fibre technology to provide low to moderate impact K3 ambulators a much improved walking gait, even when negotiating slopes and undulating terrain.

The hydraulic ankle has 2° of dorsiflexion against a sprung bumper and 10° of planterflexion and subsequent dorsiflexion. The rate of yield of these can be adjusted individually to achieve the most effective and comfortable gait for the user when descending a slope and the carbon fibre keel provides a smoother transition when ascending a slope. The Dorsi-Assist spring improves ground clearance and eases the transition from a downhill ramp to level ground, with a reduced risk of catching the toe.

Provides the ideal combination when used with the Plié 3 microprocessor knee (see page 98).

CES FRE F05: Use this code to read the Kinterra clinical evaluation summary on the Steeper website.



Water resistant

Features and Benefits

- Articulating ankle delivers reduced socket pressures for healthier residual limbs
- Increased ground contact and a more symmetrical gait
- Improved stability and safety, especially on slopes and varied terrain
- Dorsi-Assist spring aids ground clearance in swing phase
- Individual adjustment of dorsi and plantar flexion

Cosmetics



Mid profile foot shell

Sandal toe: sizes 22-28 only



Ordering Information

Trial Period - This foot has a 30 day trial period - only on sizes 23-28 and categories 2-7.

Impact Level Descriptions

Low: Daily activities include mostly level ground walking, moving around in the home and the community.

Moderate: Daily activities include up to unlimited walking, climbing stairs and occasional moderate lifting (this does not include running).

Ordering Example - NROM526L

Part Number	Category	Size	Left / Right
NROM	5	26	L

Sandal Toe Ordering Example - NROM526SL

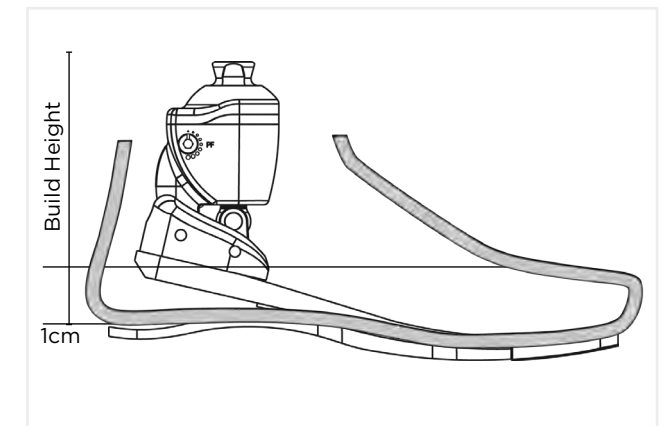
Part Number	Category	Size	Sandal Toe	Left / Right
NROM	5	26	S	L

Includes foot shell and Spectra[®] Sock

Category Selection

Weight (kg)	Impact Level	
	LOW	MOD
44-52	1	1
53-59	1	2
60-68	2	3
69-77	3	4
78-88	4	5
89-100	5	6
101-116	6	7
117-125	7	

Technical Information



Build Height and Weight

Size (cm)	Build Height (cm)	Foot inc. Shell
22-25	12.0	795g
26-28	12.1	897g
29-31	12.4	992g

Product Specification

Weight Limit	Impact Level	Sizes (cm)	Warranty
125kg	L M H	22-31	3 years Foot shell - 6 months

Spare Parts Ordering Information



Regular Foot Shell

NFTC-3M-1 ▲ ● 4-R ■

Sandal Toe Foot Shell

NFTC-2M-1 ▲ ● 4-S ■

Spare Parts Ordering Guide

▲ = Size in cm (22-31)

● = Skin Tone (L = Light, M = Medium, D = Dark)

■ = "L" or "R" for Left or Right

Spectra [®] Sock	Size (cm)
NAC101-12	21-25
NAC101-14	26-28
NAC101-16	29-31

Renegade® AT & Renegade® AT LP

The Renegade AT (All Terrain) is an innovative shock-absorbing prosthetic foot providing unparalleled performance in a lightweight, durable design, which is comfortable and versatile, making it suitable for everyday use.

The full-length sole plate and composite Z-Shock heel technology, controls the energy storage and return to enhance the heel dynamics and propel the user through the gait cycle, providing an incredibly smooth gait at any speed and unmatched performance for today's active amputee.

The Renegade AT (All Terrain) Low Profile is the lightest, most responsive and complete shock system for this build height, making it ideal for the active amputee with a longer residual limb. Featuring a full-length sole plate and composite Z-Shock heel technology, the Renegade AT LP prosthetic foot provides an incredibly smooth gait at any speed.

Features and Benefits

- Carbon fibre Z-shaped heel is durable and maintenance free
- Lightweight solutions at 1/3 the weight of traditional shock foot products
- Low profile
- Patented Z-Shock Technology™
- EnduraCore® Technology to improve durability
- Split-toe design delivers multi-axial function with +/- 15 degrees of inversion-eversion
- Available in 9 stiffness categories

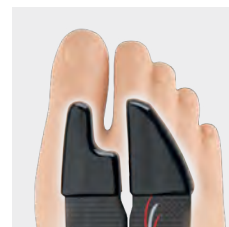


Water resistant

Cosmetics



Mid profile foot shell



Sandal toe: sizes 22-28 only



Renegade AT



Renegade AT LP

Ordering Information

Trial Period - This foot has a 30 day trial period - only on sizes 23-28 and categories 2-7.

Impact Level Descriptions

Moderate: Daily activities include up to unlimited walking, climbing stairs and occasional moderate lifting (this does not include running).

High: Daily activities include fast walking, jogging, running, lifting heavy objects and/or recreational sports.

Ordering Examples - Prosthetic Foot

Part Number	Category	Size	Left / Right
Renegade AT - NR11526R			
NR11	5	26	R
Renegade AT LP - NR16526R			
NR16	5	26	R

Sandal Toe Ordering Example

Part Number	Category	Size	Sandal Toe	Left / Right
Renegade AT - NR11526SL				
NR11	5	26	S	L
Renegade AT LP - NR16526SL				
NR16	5	26	S	L

Includes foot shell and Spectra® Sock

Category Selection

Weight (kg)	Impact Level		
	LOW	MOD	HIGH
44-52	1	1	2
53-59	1	2	3
60-68	2	3	4
69-77	3	4	5
78-88	4	5	6
89-100	5	6	7
101-116	6	7	8
117-130	7	8	9
131-147	8	9	
148-166	9		

Technical Information

Build Height and Weight		
Size (cm)	Build Height (cm)	Foot inc. Shell
Renegade AT		
22-25	16.2	625g
26-28	18.4	765g
29-31	20	945g
Renegade AT LP		
22-25	12.7	625g
26-28	14	760g
29-31	14.9	930g

Product Specification


Weight Limit	Impact Level	Weight of Unit	Sizes (cm)	Build Height (cm)	Warranty
Renegade AT					
166kg	L M H	765g (Size 27, cat 4)	22-31	15.4 (Size 25)	3 years Foot shell - 6 months
Renegade AT LP					
166kg	L M H	760g (Size 27, cat 4)	22-31	12.0 (Size 25)	3 years Foot shell - 6 months

Spare Parts Ordering Information



Regular Foot Shell

NFTC-3M-0▲●4-R■



Sandal Toe Foot Shell

NFTC-2M-1▲●4-S■



Cosmetic attachment plate

NCAP-3M-PO-▲●4-■

Spare Parts Ordering Guide

- ▲ = Size in cm (22-31)
- = Skin Tone (L = Light, M = Medium, D = Dark)
- = "L" or "R" for Left or Right

Spectra® Sock	Size (cm)
NAC101-12	21-25
NAC101-14	26-28
NAC101-16	29-31

Maverick Xtreme™

The Maverick Xtreme foot was designed for active K3 and K4 level ambulators who require a product with increased durability without compromising the desired energy storage/return and smooth roll-over during stance phase of gait. The increased durability is a result of the fibreglass material used to manufacture the foot and a result of the innovative heel/keel design.

The material combined with the design allows for a natural, flexible feel during activities of daily living and various strenuous exercises. This new, lighter weight fibreglass option is waterproof and is available in a sandal toe option for greater lifestyle versatility.

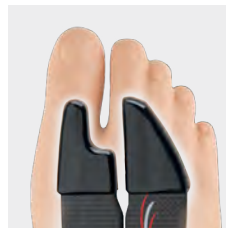
Features and Benefits

- The lightest fibreglass foot available, providing all the durability without the compromise of added weight
- Increased durability without compromising the desired energy storage/return
- Smooth roll-over during stance phase of gait
- Lightweight fibreglass
- Innovative heel/keel design
- Waterproof
- Regular and sandal toe option
- Designed for high impact, extreme use



Waterproof*

Cosmetics



Sandal toe: sizes 23-28 only



Ordering Information

Trial Period - This foot has a 30 day trial period - only on sizes 23-28 and categories 2-7.

Impact Level Descriptions

Low: Daily activities include mostly level ground walking, moving around in the home and the community.

Moderate: Daily activities include up to unlimited walking, climbing stairs and occasional moderate lifting (this does not include running).

High: Daily activities include fast walking, jogging, running, lifting heavy objects and/or recreational sports.

Ordering Example - NF11526L

Part Number	Category	Size	Left / Right
NF11	5	26	L

Sandal Toe Ordering Example - NF11526SL

Part Number	Category	Size	Sandal Toe	Left / Right
NF11	5	26	S	L

Includes foot shell and Spectra® Sock

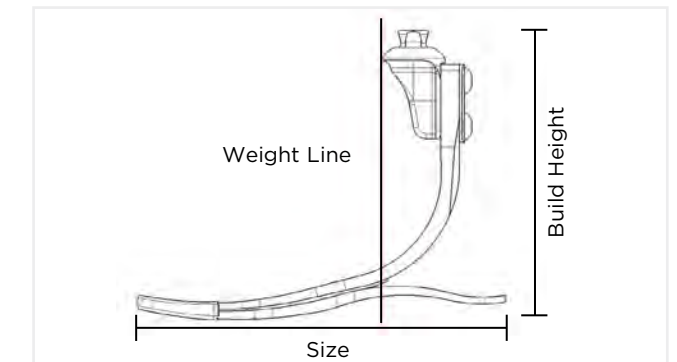
Category Selection

Weight (kg)	Impact Level		
	LOW	MOD	HIGH
44-52	1	1	2
53-59	1	2	3
60-68	2	3	4
69-77	3	4	5
78-88	4	5	6
89-100	5	6	7
101-116	6	7	8
117-130	7	8	9
131-147	8	9	
148-166	9		

Stiffening Bumpers

Part Number	Size
NKIT-00-111413-00	23-25 cm
NKIT-00-111414-00	26-28 cm
NKIT-00-111415-00	29-30 cm

Technical Information



Build Height and Weight

Size (cm)	Build Height (cm)	Foot inc. Shell
23-25	16.2	650g
26-28	17	821g
29-30	18.3	893g

Product Specification

Weight Limit	Impact Level	Weight of Unit	Sizes (cm)	Build Height (cm)	Warranty
166kg	L M H	743g (size 25)	23-30	17.5 (size 25)	3 years Foot shell - 6 months

*Waterproof note: Rinse with fresh water and dry following exposure to salt water or chlorinated water.

Spare Parts Ordering Information



Foot Shell

NFTC-●A-1▲●4-■◆

Foot Shell Ordering Guide

- = Generation 2 - 3
- ▲ = Size in cm (23-30)
- = Skin Tone (L = Light, M = Medium, D = Dark)
- = Toe (R = Reg, S = Sandal)
- ◆ = "L" or "R" for Left or Right

Spectra® Sock

Part Number	Size
NAC101-12	21-25 cm
NAC101-14	26-28 cm
NAC101-16	29-31 cm

Maverick Xtreme™ AT

The Maverick Xtreme AT fibreglass foot comes with a split keel design that provides excellent inversion and eversion for enhanced ground compliance and patient stability on uneven terrains.

This foot was designed for active K3 and K4 level ambulators who require a product with increased durability without compromising the desired energy storage/return and smooth roll-over during stance phase of gait. The aerospace grade fibreglass combined with the innovative heel/keel design allows for a natural, flexible feel during activities of daily living and various strenuous exercises.

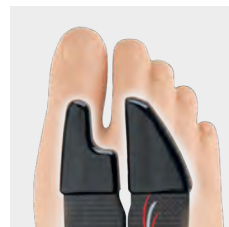
Features and Benefits

- Multi-axial performance: Split-keel design delivers ± 16° inversion/eversion for all-terrain control and enhanced stability
- The lightest fibreglass foot available, providing all the durability without the compromise of added weight
- Increased durability without compromising the desired energy storage/return
- Smooth roll-over during stance phase of gait
- Lightweight fibreglass
- Innovative heel/keel design
- Waterproof
- Regular and sandal toe option
- Designed for high impact, extreme use



Waterproof*

Cosmetics



Sandal toe: sizes 23-28 only



Ordering Information

Trial Period - This foot has a 30 day trial period - only on sizes 23-28 and categories 2-7.

Impact Level Descriptions

Low: Daily activities include mostly level ground walking, moving around in the home and the community.

Moderate: Daily activities include up to unlimited walking, climbing stairs and occasional moderate lifting (this does not include running).

High: Daily activities include fast walking, jogging, running, lifting heavy objects and/or recreational sports.

Ordering Example - NF21526L

Part Number	Category	Size	Left / Right
NF21	5	26	L

Sandal Toe Ordering Example - NF21526SL

Part Number	Category	Size	Sandal Toe	Left / Right
NF21	5	26	S	L

Includes foot shell and Spectra® Sock

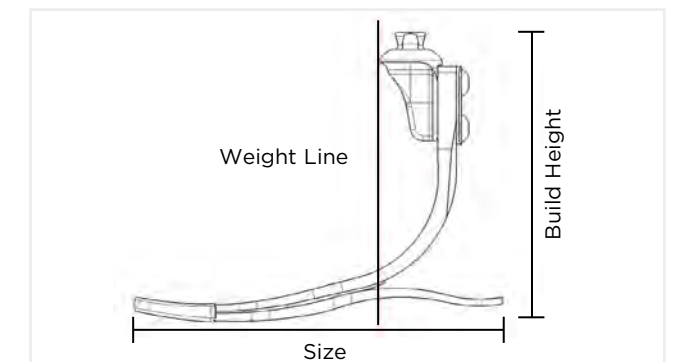
Category Selection

Weight (kg)	Impact Level		
	LOW	MOD	HIGH
44-52	1	1	2
53-59	1	2	3
60-68	2	3	4
69-77	3	4	5
78-88	4	5	6
89-100	5	6	7
101-116	6	7	8
117-130	7	8	9
131-147	8	9	
148-166	9		

Stiffening Bumpers

Part Number	Size
NKIT-00-111423-00	23-25 cm
NKIT-00-111424-00	26-28 cm
NKIT-00-111425-00	29-30 cm

Technical Information



Build Height and Weight

Size (cm)	Build Height (cm)	Foot inc. Shell
23-25	16.2	646g
26-28	17	798g
29-30	18.3	891g

Product Specification

Weight Limit	Impact Level	Weight of Unit	Sizes (cm)	Build Height (cm)	Warranty
166kg	L M H	743g (size 26)	23-30	17.5 (size 26)	3 years Foot shell - 6 months

*Waterproof note: Rinse with fresh water and dry following exposure to salt water or chlorinated water.

Spare Parts Ordering Information



Foot Shell

NFTC-●A-1▲●4-■◆

Foot Shell Ordering Guide

- = Generation 2 - 3
- ▲ = Size in cm (23-30)
- = Skin Tone (L = Light, M = Medium, D = Dark)
- = Toe (R = Reg, S = Sandal)
- ◆ = "L" or "R" for Left or Right

Spectra® Sock

Part Number	Size
NAC101-12	21-25 cm
NAC101-14	26-28 cm
NAC101-16	29-31 cm

Maverick Comfort AT

For K3 users who are looking for the ultimate fibreglass walking foot and/or have clearance challenges, the Maverick Comfort AT offers a low profile combined with a split keel, to ensure that users can stride with ease over all terrains.

The Comfort AT offers high energy storage/return and ± 16° inversion/eversion for ample ground compliance.

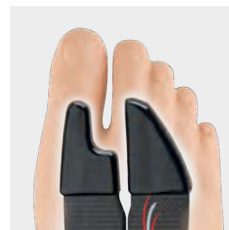
Features and Benefits

- Low build height for those with clearance challenges
- Split keel for increased ground compliance and versatility
- Increased durability without compromising the desired energy storage/return
- Smooth roll-over during stance phase of gait
- Lightweight fibreglass
- Innovative heel/keel design
- Waterproof



Waterproof*

Cosmetics



Sandal toe: sizes 23-28 only



Ordering Information

Trial Period - This foot has a 30 day trial period - only on sizes 23-28 and categories 2-7.

Impact Level Descriptions

Low: Daily activities include mostly level ground walking, moving around in the home and the community.

Moderate: Daily activities include up to unlimited walking, climbing stairs and occasional moderate lifting (this does not include running).

High: Daily activities include fast walking, jogging, running, lifting heavy objects and/or recreational sports.

Ordering Example - NF22526L

Part Number	Category	Size	Left / Right
NF22	5	26	L

Sandal Toe Ordering Example - NF22526SL

Part Number	Category	Size	Sandal Toe	Left / Right
NF22	5	26	S	L

Includes foot shell and Spectra® Sock

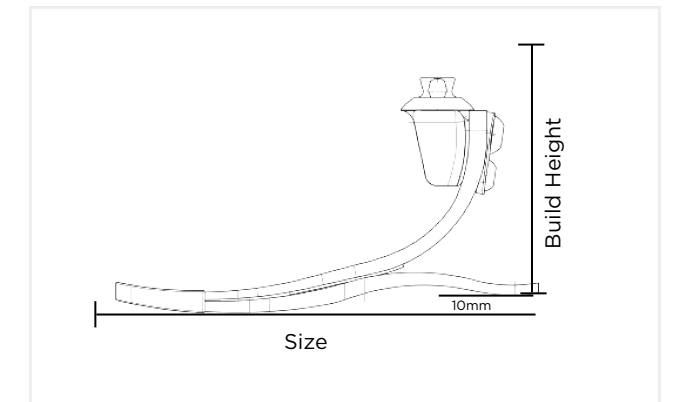
Category Selection

Weight (kg)	Impact Level		
	LOW	MOD	HIGH
44-52	1	1	2
53-59	1	2	3
60-68	2	3	4
69-77	3	4	5
78-88	4	5	6
89-100	5	6	7
101-116	6	7	8
117-130	7	8	9
131-147	8	9	
148-166	9		

Stiffening Bumpers

Part Number	Size
NKIT-00-111433-00	23-25 cm
NKIT-00-111434-00	26-28 cm
NKIT-00-111435-00	29-30 cm

Technical Information



Build Height and Weight

Size (cm)	Build Height (cm)	Foot inc. Shell
23-25	11.6	626g
26-28	11.7	763g
29-30	11.9	841g

Product Specification

Weight Limit	Impact Level	Weight of Unit	Sizes (cm)	Build Height (cm)	Warranty
166kg	L M H	763g (size 26)	23-30	11.7 (size 26)	3 years Foot shell - 6 months

*Waterproof note: Rinse with fresh water and dry following exposure to salt water or chlorinated water.

Spare Parts Ordering Information



Foot Shell
NF2C-●A-1▲●4-■◆

Foot Shell Ordering Guide

- = Generation 2 - 3
- ▲ = Size in cm (23-30)
- = Skin Tone (L = Light, M = Medium, D = Dark)
- = Toe (R = Reg, S = Sandal)
- ◆ = "L" or "R" for Left or Right

Spectra® Sock	Size
NACC101-12	21-25 cm
NACC101-14	26-28 cm
NACC101-16	29-31 cm

Thrive®

The Thrive is a load-activated carbon fibre prosthetic foot designed to accommodate added weight when lifting or carrying heavy objects. This foot utilises a dual-keel design incorporating a full-length primary keel and a secondary, load-activated keel. When an additional load (up to 30% of the user's body weight) is carried, the Thrive's primary keel progressively comes into contact with the upper keel, providing incremental support.

By providing support for variable weight when it is needed, Thrive proves to be a dynamic foot that feels the same regardless of load and ensures consistent performance with greater confidence amongst users. Users will no longer experience the feeling of a flat or soft foot when additional loads are encountered, nor will they need to be subjected to a product that is too stiff for their everyday walking needs.

CES FRE F09: Use this code to read the Thrive clinical evaluation summary on the Steeper website.



Features and Benefits

- Responds automatically when lifting or carrying heavy objects
- A unique dual-keel design utilises a full-length primary keel and a secondary, load-activated keel to ensure consistent response
- Full-length carbon fibre heel plate technology facilitates a more natural ambulation with and without variable loads
- Responds to variable loads of up to 30% of the user's body weight
- Split keel construction with +/-15 degrees of inversion and eversion creates dynamic control on irregular surfaces
- Carbon fibre and sole plate design provides 11mm of vertical compression for increased control and comfort

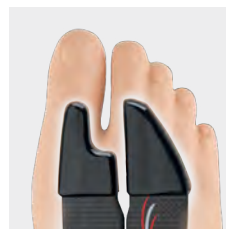


Water resistant

Cosmetics



Mid profile foot shell



Sandal toe: sizes 22-28 only

Ordering Information

Trial Period - This foot has a 30 day trial period - only on sizes 23-28 and categories 2-7.

Impact Level Descriptions

Low: Daily activities include mostly level ground walking, moving around in the home and the community.

Moderate: Daily activities include up to unlimited walking, climbing stairs and occasional moderate lifting (this does not include running).

High: Daily activities include fast walking, jogging, running, lifting heavy objects and/or recreational sports.

The activity level for the Thrive should be selected based on when the patient is not carrying a load, and the keel be chosen accordingly. **Note:** jogging or running whilst carrying a load is not advised.

Ordering Example - NFS5526R

Part Number	Category	Size	Left / Right
NFS5	5	26	R

Sandal Toe Ordering Example - NFS5526SL

Part Number	Category	Size	Sandal Toe	Left / Right
NFS5	5	26	S	L

Includes foot shell and Spectra® Sock

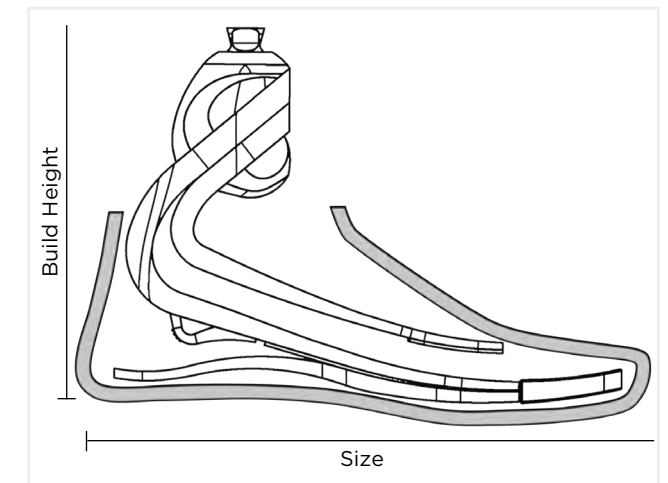
Category Selection

Weight (kg)	Impact Level		
	LOW	MOD	HIGH
44-52	1	1	2
53-59	1	2	3
60-68	2	3	4
69-77	3	4	5
78-88	4	5	6
89-100	5	6	7
101-116	6	7	8
117-130	7	8	9
131-147	8	9	
148-166	9		

Product Specification

Weight Limit	Impact Level	Weight of Unit	Sizes (cm)	Build Height (cm)	Warranty
166kg		630g (Size 25)	22-31	14.5 (Size 25)	3 years Foot shell - 6 months

Technical Information



Build Height and Weight


Size (cm)	Build Height (cm)	Foot inc. Shell
22-25	14.5	630g
26-28	15.7	760g
29-31	17.5	970g

Spare Parts Ordering Information



Regular Foot Shell

NFTC-3M-0 ▲ ● 4-R■



Sandal Toe Foot Shell

NFTC-2M-1 ▲ ● 4-S■




Cosmetic Attachment Plate

NCAP-3M-PO-▲●4-■

Spare Parts Ordering Guide

- ▲ = Size in cm (22-31)
- = Skin Tone (L = Light, M = Medium, D = Dark)
- = "L" or "R" for Left or Right



34mm Heavy Duty Component Kit

NAC 202

Weight limit up to 226kg
Two 34mm Tube Clamps
4-Prong Connector
34mm Pylon

Spectra® Sock	Size (cm)
NAC101-12	21-25
NAC101-14	26-28
NAC101-16	29-31

Pacifica LP®

The Pacifica LP offers proven performance in an ultra-low profile design, requiring less than 50mm of clearance for most commonly used sizes. The split-keel design provides stability-enhancing inversion and eversion as well as being lightweight and durable.

Features and Benefits

- Ultra low build height
- Integral male pyramid
- Split keel design
- Foot lies within the foot shell to improve cosmetic finishing
- Available in 9 stiffness categories

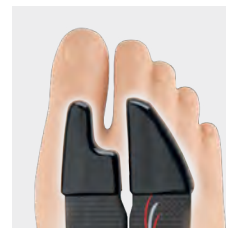


Water resistant

Cosmetics



Foot shell



Sandal toe: sizes 22-28 only



Ordering Information

Trial Period - This foot has a 30 day trial period - only on sizes 23-28 and categories 2-7.

Impact Level Descriptions

Low: Daily activities include mostly level ground walking, moving around in the home and the community.

Moderate: Daily activities include up to unlimited walking, climbing stairs and occasional moderate lifting (this does not include running).

High: Daily activities include fast walking, jogging, running, lifting heavy objects and/or recreational sports.

Note: Although the 'high' impact level states 'running' as an appropriate activity, the Pacifica LP is not ideal for running.

Ordering Example - NFS4526L

Part Number	Category	Size	Left / Right
NFS4	5	26	L

Sandal Toe Ordering Example - NFS4526SL

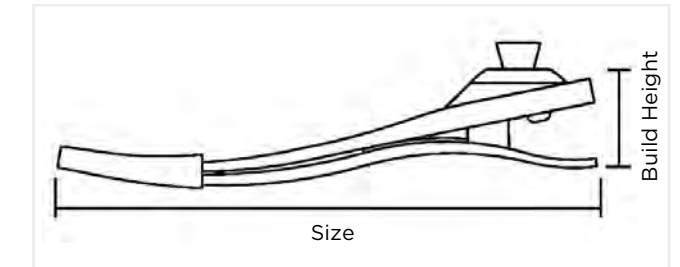
Part Number	Category	Size	Sandal Toe	Left / Right
NFS4	5	26	S	L

Includes foot shell and Spectra® Sock

Category Selection

Weight (kg)	Impact Level		
	LOW	MOD	HIGH
44-52	1	1	2
53-59	1	2	3
60-68	2	3	4
69-77	3	4	5
78-88	4	5	6
89-100	5	6	7
101-116	6	7	8
117-130	7	8	9
131-147	8	9	
148-166	9		

Technical Information



Build Height and Weight

Size (cm)	Build Height (cm)	Foot inc. Shell
22-25	4.7	465g
26-28	5	570g
29-31	6	760g

Product Specification

Weight Limit	Impact Level	Weight of Unit	Sizes (cm)	Build Height (cm)	Warranty
166kg	L M H	465g (Size 25)	22-31	4.7 (Size 25)	3 years Foot shell - 6 months

Spare Parts Ordering Information



Regular Foot Shell

NFTC-3M-●▲-●4-R■

Sandal Toe Foot Shell

NFTC-2M-1▲-●4-S■



Cosmetic Attachment Plate

NCAP-3M-PO-▲●4-■

Spare Parts Ordering Guide

- = Cap (0 = Yes, 1 = No)
- ▲ = Size in cm (22-31)
- = Skin Tone (L = Light, M = Medium, D = Dark)
- = "L" or "R" for Left or Right

Spectra® Sock	Size (cm)
NAC101-12	21-25
NAC101-14	26-28
NAC101-16	29-31

LP Symes™

The LP Symes accommodates the build height requirements of patients with Symes amputations. The carbon fibre design delivers energy storage and return, smooth and natural roll-over, and durability in a remarkably lightweight design.

The LP Symes foot incorporates a direct lamination cup, which keeps the distal mass of the prosthesis as light as possible, reducing amputee energy expenditure during the gait cycle. An enhanced material tie-in groove located on the direct lamination cup has also been enlarged to improve the ease of socket connection and lamination.

Features and Benefits

- Carbon fibre for flexibility and comfort
- Designed specifically for the Symes amputee
- Lightweight
- Direct lamination cup
- Stiffness customised to patient weight



Water resistant

Cosmetics



Foot shell



Ordering Information

Trial Period - There is no trial period on this foot.

Impact Level Descriptions

Moderate: Daily activities include up to unlimited walking, climbing stairs and occasional moderate lifting (this does not include running).

High: Daily activities include fast walking, jogging, running, lifting heavy objects and/or recreational sports.

Note: Although the 'high' impact level states 'running' as an appropriate activity, the LP Symes foot is not ideal for running.

Ordering Example - NLP2526L

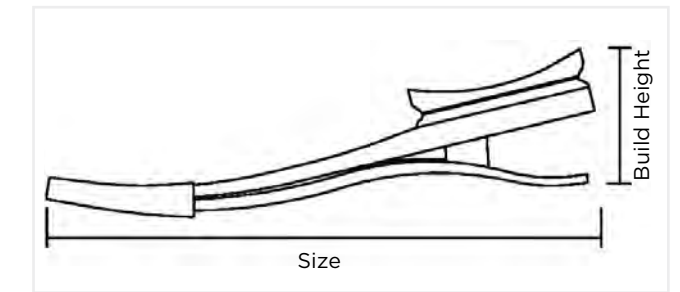
Part Number	Category	Size	Left / Right
NLP2	5	26	L

Includes foot shell and Spectra® Sock

Category Selection

Weight (kg)	Impact Level		
	LOW	MOD	HIGH
44-52	1	1	2
53-59	1	2	3
60-68	2	3	4
69-77	3	4	5
78-88	4	5	6
89-100	5	6	7
101-116	6	7	8
117-130	7	8	9
131-147	8	9	
148-166	9		

Technical Information



Build Height and Weight

Size (cm)	Build Height (cm)	Foot inc. Shell
22-25	4.3	420g
26-28	4.8	545g
29-31	5.3	670g

Product Specification

Weight Limit	Impact Level	Weight of Unit	Sizes (cm)	Build Height (cm)	Warranty
166kg	L M H	420g (Size 25)	22-31	4.3 (Size 25)	3 years Foot shell - 6 months

Spare Parts Ordering Information



Foot Shell

NFTC-3M-1- ▲ ● 4-R ■



Lamination plate

NKIT-00-16200-00

Spare Parts Ordering Guide

- ▲ = Size in cm (22-31)
- = Skin Tone (L = Light, M = Medium, D = Dark)
- = "L" or "R" for Left or Right

Spectra® Sock	Size
NAC101-12	21-25 cm
NAC101-14	26-28 cm
NAC101-16	29-31 cm

Runway™

The Runway foot offers an adjustable heel allowing the user to vary the heel height from a flat heel, for walking barefoot, up to a 50mm heel for dress shoes. Its anatomical gliding ankle maintains appropriate foot alignment to provide knee stability and consistent performance at all heel heights.

By incorporating carbon fibre layers that are tailored to an individual's body weight and impact level, the Runway provides a customised product for superior comfort.

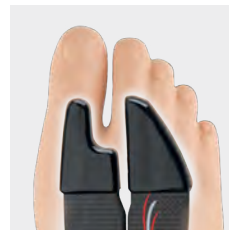
Features and Benefits

- Push button or Hex Key adjustment
- Anatomical 'gliding' ankle design ensures that alignment remains consistent, for smooth gait at all heel heights
- Carbon fibre design provides energy return
- Available in 6 stiffness categories
- Sandal toe foot shell as standard



Runway HX Note: The HX version allows adjustment of the heel height by means of a Hex Key in the back of the ankle, whereas the push button version provides incremental adjustment.

Cosmetics



Sandal toe supplied as standard



Ordering Information

Trial Period - This foot has a 30 day trial period - only on sizes 23-28 and categories 2-7.

Impact Level Descriptions

Moderate: Daily activities include up to unlimited walking, climbing stairs and occasional moderate lifting (this does not include running).

High: Daily activities include fast walking, jogging, running, lifting heavy objects and/or recreational sports.

Note: Although the 'high' impact level states 'running' as an appropriate activity, the Runway foot is not recommended for running.

Ordering Example Runway - NRS2526SL

Part Number	Category	Size	Sandal Toe	Left / Right
NRS2	5	26	S	L

Ordering Example Runway HX- NRS2K526SL

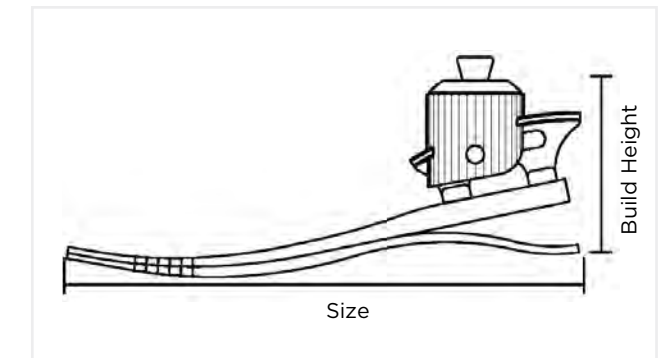
Part Number	Category	Size	Sandal Toe	Left / Right
NRS2K	5	26	S	L

Includes foot shell and Spectra® Sock

Category Selection

Weight (kg)	Impact Level		
	LOW	MOD	HIGH
44-52	1	1	2
53-59	1	2	3
60-68	2	3	4
69-77	3	4	5
78-88	4	5	6
89-100	5	6	
101-116	6		

Technical Information



Build Height and Weight

Size (cm)	Build Height (cm)	Foot inc. Shell
22-25	9.8	690g
26-28	10	792g

Product Specification

Weight Limit	Impact Level	Weight of Unit	Sizes (cm)	Build Height (cm)	Warranty
116kg	L M H	792g (Size 26)	22-28	10 (Size 26)	18 months Foot shell - 6 months

Spare Parts Ordering Information



Foot Shell

NFTC-2M-1- ▲ ● 4-S ■

Foot Shell Ordering Guide

- ▲ = Size in cm (22-28)
- = Skin Tone (L = Light, M = Medium, D = Dark)
- = "L" or "R" for Left or Right

Spectra® Sock	Size (cm)
NAC101-12	21-25
NAC101-14	26-28
NAC101-16	29-31

Kinnex

The Kinnex integrates the world's fastest responding microprocessor ankle/foot technology and carbon fibre composite to provide low to moderate impact K3 ambulators with a uniquely stable and natural walking experience. With unmatched ground compliance, improved comfort, and automated heel height adjustments, users are kept firmly grounded and connected, in wet or dry conditions.

With 30° of microprocessor controlled motion, 20° plantarflexion and 10° dorsiflexion, the Kinnex allows the user to navigate environmental obstacles such as: ramps, slopes, uneven terrain, and stairs with added confidence and stability. This range of motion also reduces internal socket pressures and improves comfort when sitting, squatting or standing.



Features and Benefits

- Microprocessor controlled resistance
- IP67 rated - safe for immersion in fresh water for up to 30 minutes at a depth of 1 metre, and protects against the ingress of particles
- Dynamic lock provides a firm foundation
- Apparel Assist Mode locks the foot at an angle, making it easier for the user to change clothes or footwear
- Rapid Response™ valve technology - the world's fastest MPC ankle/foot system, responding at a rate of 5/1000 of a second
- Sensor-controlled ankle movement - Kinnex sensors read information and process data at a rate of 200 times per second
- 30 degrees of ankle articulation
- Prosthetist GaitLab Mobile App allows complete ankle configuration via the set-up wizard
- User App allows the user to store shoe settings and make minor fine tuning resistance adjustments



Waterproof*

Cosmetics



Sandal toe: sizes 24-28 only

Ordering Information

Trial Period - Please speak to Customer Services or a Steeper Product Manager to organise a trial.

Impact Level Descriptions

Low: Daily activities include mostly level ground walking, moving around in the home and the community.

Moderate: Daily activities include up to unlimited walking, climbing stairs and occasional moderate lifting (this does not include running).

Ordering Example - NF14526RL

Part Number	Category	Size	Toe Configuration
NF14	5	26	RL

Includes foot shell (light skin tone as standard, medium and dark also available if specified) and Spectra® Sock

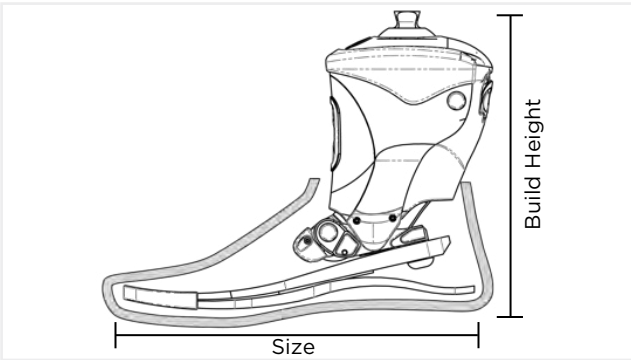
Category Selection

Weight (kg)	Impact Level	
	LOW	MOD
44-52	1	1
53-59	1	2
60-68	2	3
69-77	3	4
78-88	4	5
89-100	5	6
101-116	6	7
117-125	7	

Toe Configuration

Code	Description
RR	Regular Toe, Right
RL	Regular Toe, Left
SR	Sandal Toe, Right
SL	Sandal Toe, Left

Technical Information



Build Height and Weight

Size (cm)	Build Height (cm)	Foot inc. Shell
24-25	18.4	1432g
26-28	18.6	1494g
29-30	18.7	1553g

Product Specification

Weight Limit	Impact Level	Weight of Unit	Sizes (cm)	Build Height (cm)	Battery Life	Warranty
125kg		1494g (size 26)	24-30	18.4	24 hours	3 or 5 years Foot shell - 6 months

***Waterproof note:** The Kinnex should not be immersed in salt water or chlorinated water - following exposure to salt water or chlorinated water, immediately rinse with fresh water and dry.

Spare Parts Ordering Information



Foot Shell
NFTC-2K-1

Foot Shell Ordering Guide

- = Size in cm (24-30)
- = Skin Tone (L = Light, M = Medium, D = Dark)
- = Toe (R = Regular, S = Sandal)
- = Side (R = Right, L = Left)

Spectra® Sock	Size
NAC101-12	21-25 cm
NAC101-14	26-28 cm
NAC101-16	29-31 cm

Freestyle Swim™

The Freestyle Swim foot enables the user to go from walking to swimming. A single adjustment moves the ankle from a 10mm heel height setting for walking, to 70° plantar flexion for swimming, by means of a push button.

The ankle is used in conjunction with the LP Symes prosthetic foot keel and comes complete with a cosmetic foot shell to protect the system and a protective rubber cap that is snapped over the ankle for further protection for the ankle unit.

Features and Benefits

- Users can walk comfortably to and from the swim area
- Adjust to 70° plantar flexion for swimming with the simple push of a button
- Utilise a flipper to gain swimming speed and decrease energy expenditure
- The extended foot position balances the swimming action and increases efficiency



Waterproof

Cosmetics



Foot shell



Ordering Information

Trial Period - There is no trial period on this foot.

Impact Level Descriptions

Low: Daily activities include mostly level ground walking, moving around in the home and the community.

Moderate: Daily activities include up to unlimited walking, climbing stairs and occasional moderate lifting (this does not include running).

High: Daily activities include fast walking, jogging, running, lifting heavy objects and/or recreational sports.

Note: Although the 'high' impact level states 'running' as an appropriate activity, the Freestyle Swim Foot is an activity-specific foot and is not recommended for running.

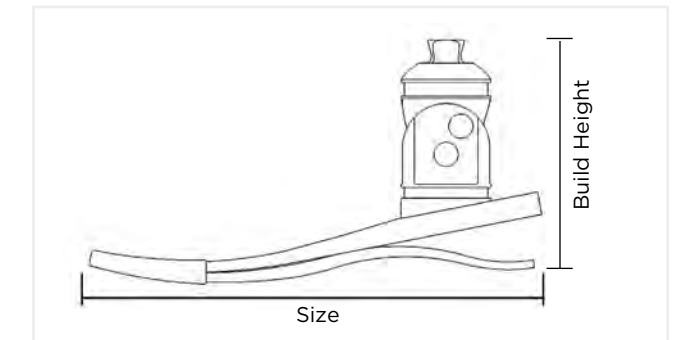
Ordering Example - NLP2W2322L

Part Number	Category	Size	Left / Right
NLP2W2	3	22	L

Includes foot shell and Spectra® Sock

Category Selection Weight (kg)	Impact Level		
	LOW	MOD	HIGH
44-52	1	1	2
53-59	1	2	3
60-68	2	3	4
69-77	3	4	5
78-88	4	5	6
89-100	5	6	
101-116	6		

Technical Information



Build Height and Weight		
Size (cm)	Build Height (cm)	Foot inc. Shell
22-25	10.2	680g
26-28	10.7	790g
29-31	11.7	945g

Product Specification

Weight Limit	Impact Level	Weight of Unit	Sizes (cm)	Build Height (cm)	Warranty
116kg	L M H	680g (Size 25)	22-31	10.2 (Size 25)	1 year Foot shell - 6 months

Spare Parts Ordering Information



Protective Cover Repair Kit
NKIT-00-20000-00

Spare Parts Ordering Guide
 ▲ = Size in cm (22-31)
 ● = Skin Tone (L = Light, M = Medium, D = Dark)
 ■ = "L" or "R" for Left or Right

Spectra® Sock	Size (cm)
NAC101-12	21-25
NAC101-14	26-28
NAC101-16	29-31

Slalom Ski™

The Slalom Ski foot is the first prosthetic foot designed to be quickly and easily inserted directly into a ski binding, allowing the user to just step in and go. The Slalom eliminates the need for a ski boot and can be configured to fit most standard ski bindings. It provides flexibility, shock absorption and fluid motion without the rigid shock normally experienced by amputee skiers.

Features and Benefits

- Eliminates the need for a ski boot, by clipping directly into a ski binding
- Provides necessary flex and shock absorption for fluid motion
- Better control and range of motion increases endurance, allowing more time on the slopes
- Slip resistant rubber sole provides stability in snow and icy conditions



Water resistant



Ordering Information

Trial Period - There is no trial period on this foot.

Impact Level Descriptions

Moderate: Daily activities include up to unlimited walking, climbing stairs and occasional moderate lifting (this does not include running).

High: Daily activities include fast walking, jogging, running, lifting heavy objects and/or recreational sports.

Note: Although a 'high' impact rated foot, the Slalom Ski Foot is an activity-specific foot and is intended for alpine skiing exclusively.

To Order

Please contact Steeper Customer Services directly, providing the following information:

- Foot size in cms
- Patient's body weight in kgs (no impact level required)

This is a special order item, therefore please allow 10-14 day lead time.

How to measure for size for a Unilateral Patient

1. Preferred measurement method: Measure the length of the patient's sound limb ski boot in cm, from heel to toe.
2. Alternative method: Measure the length of the ski binding in cm

How to measure for size for a Bilateral Patient

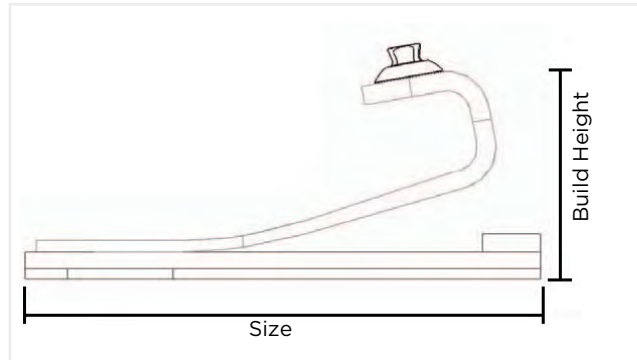
1. Measure the length of the ski binding in cm

Note: The Slalom Ski Foot is made to "DIN specifications" in order to pair with standard ski bindings. If the patient is using something other than standard ski bindings, please contact Steeper to discuss special requirements.

Category Selection	
Weight (kg)	Category
44-72	11
73-90	12
91-114	13

The foot is supplied with the integral pyramid adapter. There is no foot shell supplied with this product.

Technical Information



Build Height and Weight		
Size	Build Height (cm)	Foot inc. Shell
Custom	14	1055g

Product Specification

Weight Limit	Impact Level	Weight of Unit	Sizes (cm)	Build Height (cm)	Warranty
114kg	M	1055g (Size 25)	Custom made	13.9 (Size 25)	1 year

Nitro Running™

The Nitro Running foot is a custom foot module engineered specifically for jogging and distance running. Each C-shaped running blade is hand crafted to provide the ideal amount of spring needed to run comfortably. Each foot is customised to the user's weight and running experience to provide the appropriate balance between strength and flexibility for high impact activities. Available in tall and short versions, the Nitro is suitable for a range of users and build heights.

Features and Benefits

- Individually hand crafted ensuring optimal vertical displacement and energy return
- Integral male pyramid for easy alignment and manufacture
- Compatible with exoskeletal design
- Available in short or tall profile
- Stiffness tailored to amputee weight and running experience
- Stiffness Category: 1-9



Ordering Information

Trial Period - There is no trial period on this foot.

The tall profile Nitro (NFS6) provides more energy storage and return due to the longer carbon fibre spring when compared to the short profile design. We therefore recommend that the tall profile should be used wherever the available build height will allow.

The short profile Nitro (NFS9) is generally chosen for paediatric applications, but it can also be used on adults where the available build height is too short to allow the use of the tall version. Since the short version is a scaled down version of the tall, it's width is also reduced from 6.6cm to 5cm. It should be noted though that both versions are supplied with an integral adult sized pyramid.

When selecting the appropriate stiffness category, it is advised that new athletes may find it best to choose low to moderate impact category for their weight range, whereas the more experienced athletes would benefit from choosing the moderate to high category, dependant on the level of impact involved in the activity being undertaken.

Ordering Example - NFS6 (Tall profile)

Part Number	Category	Size	Left / Right
NFS6	4	N/A	N/A

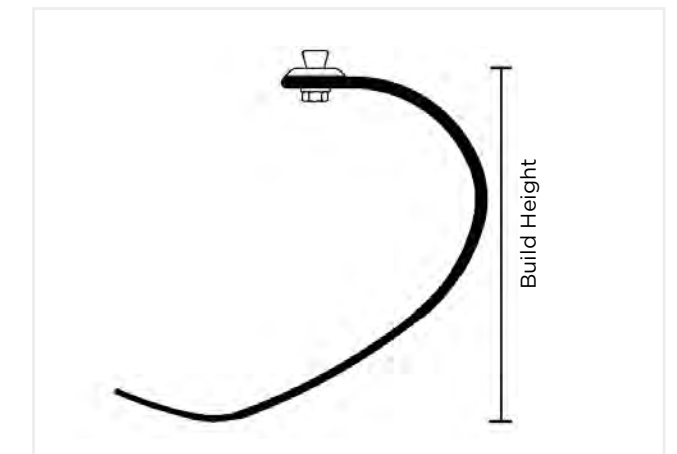
Ordering Example - NFS9 (Short profile)

Part Number	Category	Size	Left / Right
NFS9	4	N/A	N/A

Category Selection

Weight (kg)	Impact Level	
	Inexperienced Runner	Experienced Runner
44-52	1	1
53-59	1	2
60-68	2	3
69-77	3	4
78-88	4	5
89-100	5	6
101-116	6	7
117-130	7	8
131-147	8	9
148-166	9	

Technical Information



Build Height and Weight

Size	Build Height (cm)	Foot inc. Shell
Short Profile	18.4	275g
Tall Profile	24.1	300g

Product Specification - NSF6 (Tall)

Weight Limit	Impact Level	Weight of Unit	Sizes (cm)	Build Height (cm)	Warranty
166kg	L M H	300g	N/A	24.1	1 year

Product Specification - NSF9 (Short)

Weight Limit	Impact Level	Weight of Unit	Sizes (cm)	Build Height (cm)	Warranty
166kg	L M H	275g	N/A	18.4	1 year

There is no foot shell supplied with this product

This is a special order item please allow 10-14 day lead time.

Catapult™ Running

The Catapult foot represents the most significant advancement in prosthetic running foot technology in decades. This foot enables runners and sprinters to experience technology that advances energy return, allowing them to run further and faster, with less effort. Integrating the revolutionary PowerSpring into the proven C-spring design maximises energy storage allowing 30% greater energy return for improved performance, whilst enhancing comfort.

CES FRE F08: Use this code to read the Catapult clinical evaluation summary on the Steeper website.

Features and Benefits

- Dual spring technology increases the amount of energy stored and optimises the timing of its release, providing up to 30% greater energy return
- Energy propulsion allows users to expend less energy in a more stable and balanced design
- Pyramid attachment facilitates alignment changes and the use of a single prosthetic socket for all activities
- Enhanced user customisation with interchangeable soft, medium and firm PowerSprings supplied with each foot



Ordering Information

Trial Period - There is a trial period on this foot, however there are restrictions. Please speak to a Steeper Product Manager for more information.

Impact Level Descriptions

High: Daily activities include fast walking, jogging, running, lifting heavy objects and/or recreational sports.

Note: Although a 'high' impact rated foot, the Catapult Running foot is an activity-specific foot and is intended for running exclusively.

For category selection, please see the below indications:

- Jogger (1): Occasional to frequent recreational running
- Runner (2): Frequent distance running and training for endurance races
- Sprinter (3): Competitive short distance track sprinting

Ordering Example - NFX61

Part Number	Category	Size	Left / Right
NFX6	1	N/A	N/A

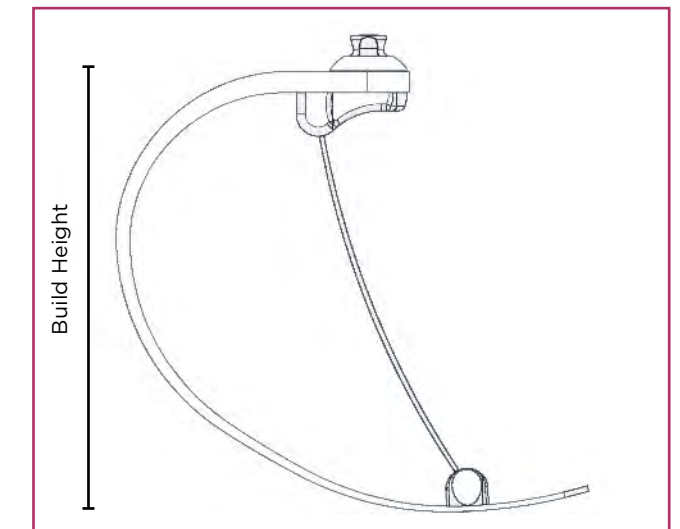
Ordering Example - NFX74

Part Number	Category	Size	Left / Right
NFX7	4	N/A	N/A

Category Selection

Weight (kg)	NFX6		NFX7
	Jogger (1)	Runner (2)	Sprinter (3)
44-52	1	2	4
53-59	2	3	5
60-68	3	4	6
69-77	4	5	7
78-88	5	6	8
89-100	6	7	9
101-116	7	8	
117-130	8	9	
131-147	9	10	
148-166	10		

Technical Information



Build Height and Weight

Size	Build Height	Foot inc. Shell
NFX6 / NFX7	24.1cm	510g

Product Specification

Weight Limit	Impact Level	Warranty
166kg		1 year

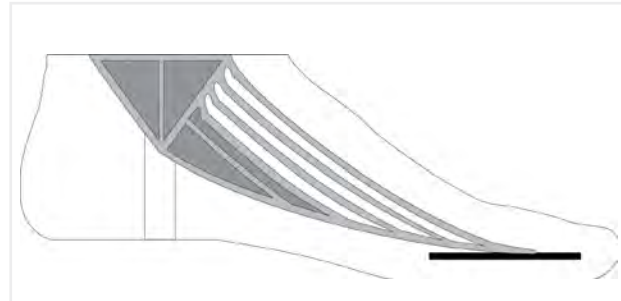
Seattle SACH

The Seattle SACH foot is suitable for new amputees who are likely to ambulate with low to medium-low impact levels (K1). It is supplied already assembled with M10 pyramid and foot bolt, with either Lightfoot or Lifecast foot cosmesis, in two colour options.

Through the development of a mould from a real foot, the Lifecast finish proves to be a very realistic looking choice, preferred by some patients.

Features and Benefits

- Easy roll-over
- Lightweight
- Natural looking Lightfoot or realistically detailed Lifecast integral foot cosmesis
- Sandal toe
- Available in both Light and Dark foot cosmeses



Seattle SACH keel view

Cosmetics



Light

Dark



Lightfoot Cosmesis



Lifecast Cosmesis

Ordering Information

Trial Period - There is no trial period on this foot.

Impact Level Descriptions

Low: Low speed walking and low intensity activities - no variable cadence.

Part Number	Description	Available Sizes (cm)
NSCH110	9.5mm Heel Light, Lightfoot cosmesis	22-30 cm
NSCH113	9.5mm Heel Dark, Lightfoot cosmesis	22-30 cm
NSCH120	19mm Heel Light, Lifecast cosmesis	22-29 cm
NSCH123	19mm Heel Dark, Lifecast cosmesis	22-29 cm

Ordering Example - NSCH110-25L

Part Number	Size	Left / Right
NSCH110	25	L

Product Specification

Build Height and Heel Rise			
Part Number	Size (cm)	Build Height (cm)	Heel Rise (mm)
NSCH110	22-30	8.5	9.5
NSCH113	22-30	8.5	9.5
NSCH120	22-26	9	19
	27-29	9.5	19
NSCH123	22-26	9	19
	27-29	9.5	19

Weight Limit	Impact Level	Weight of Unit	Sizes (cm)	Build Height (cm)	Warranty
102kg	L M H	549g Size 25	22-30	9 Size 22-26	2 years Foot shell - 1 year

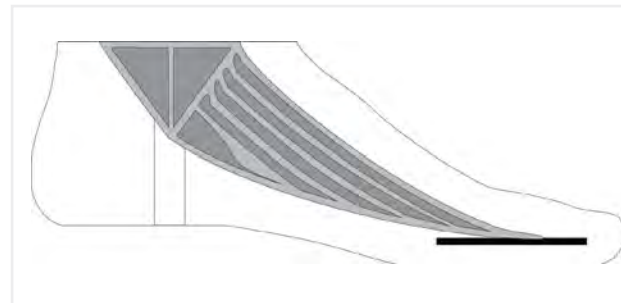
Seattle Natural

The Seattle Natural foot, with its Delrin Keel, has a slightly more responsive action than the SACH, making it suitable for low to medium-low impact levels, single speed, home ambulators or new amputees (K1-K2). It is supplied already assembled with M10 pyramid and foot bolt, with either a Lightfoot or Lifecast cosmesis, in two colour options.

Through the development of a mould from a real foot, the Lifecast finish proves to be a very realistic looking choice, preferred by some patients.

Features and Benefits

- Lightweight
- One standard Delrin keel per foot size
- Propels the user through cadence
- Natural looking Lightfoot or realistically detailed Lifecast integral foot cosmesis
- Available in both Light and Dark foot cosmesis



Seattle Natural keel view

Cosmetics



Light

Dark



Lightfoot Cosmesis



Lifecast Cosmesis

Ordering Information

Trial Period - There is no trial period on this foot.

Impact Level Descriptions

Low: Low speed walking and low intensity activities - no variable cadence.

Part Number	Description	Available Sizes (cm)
NSNF160	9.5mm Heel Light, Lightfoot cosmesis	22-30 cm
NSNF163	9.5mm Heel Dark, Lightfoot cosmesis	22-30 cm
NSNF170	19mm Heel Light, Lifecast cosmesis	22-29 cm
NSNF173	19mm Heel Dark, Lifecast cosmesis	22-29 cm

Ordering Example - NSNF160-25L

Part Number	Size	Left / Right
NSNF160	25	L

Feet - Trulife - Seattle Natural

Product Specification

Build Height and Heel Rise			
Part Number	Size (cm)	Build Height (cm)	Heel Rise (mm)
NSNF160	22-30	8.5	9.5
NSNF163	22-30	8.5	9.5
NSNF170	22-30	8.5	19
NSNF173	22-30	8.5	19

Weight Limit	Impact Level	Weight of Unit	Sizes (cm)	Build Height (cm)	Warranty
102kg	L M H	448g Size 25	22-30	8.5	2 years Foot shell - 1 year

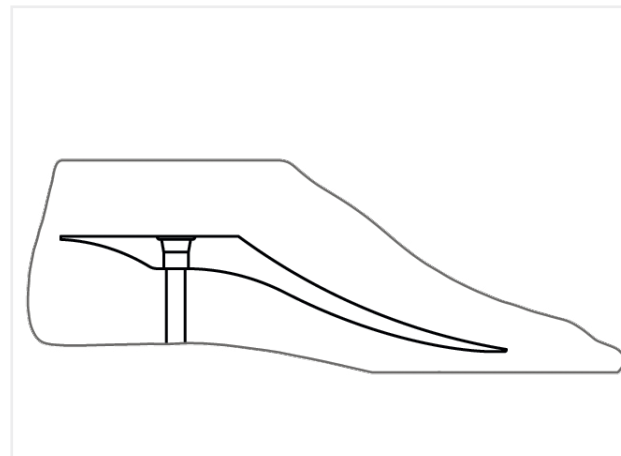
Seattle Lightfoot with Pyramid

Supplied complete with a removable pyramid and spacer and ready to install, this natural looking foot has a low profile build height option and 4 keel strengths, continuing to be suitable for a wide range of applications.

With the pyramid and spacer removed, the low profile build height option makes the Seattle Lightfoot an ideal foot for a user with a Symes amputation. Fundamentally, it is the same as the very effective Lightfoot2 that it replaces.

Features and Benefits

- Low profile selectable keel
- Ideal for the longer residuum
- Appropriate for low, medium and high activity levels
- Natural appearance
- Sandal toe
- Available in both Light and Dark foot shells



Seattle Lightfoot keel view

Cosmetics



Light

Dark



Ordering Information

Trial Period - There is no trial period on this foot.

Impact Level Descriptions

Low: Low speed walking and low intensity activities - no variable cadence.

Low-Medium: Low impact activities and walking on uneven surfaces.

Medium: Medium impact activities including light sports.

Part Number	Description	Available Sizes (cm)
NSLF195	9.5mm Heel, Light	22-30
NSLF198	9.5mm Heel, Dark	22-30

Ordering Example - NSLF195-25L-H6 or NSLF198-25L-H6

Part Number	Size	Left / Right	Category
NSLF195	25	L	H6
NSLF198	25	L	H6

Category Selection

To optimise the selection and ensure amputee's safety, follow the steps below to determine the appropriate keel.

1. Locate the column that corresponds with the amputee's impact level.
2. Within the selected column, locate the amputee's weight.
3. Place the relevant H number into the part number for ordering.

Note: If the amputee has a long BK, carries heavy loads or will reach a higher impact level within a year, choose the next category higher.

Category Selection			
	Low	Low - Medium	Medium
H9	-	116-136kg	114-136kg
H8	-	87-115kg	91-113kg
H7	123-136kg	75-86kg	69-90kg
H6	82-122kg	59-74kg	45-68kg
H5	< 82kg	< 59kg	< 45kg


Product Specification

Build Height and Heel Rise			
Part Number	Size (cm)	Build Height (cm)	Heel Rise (mm)
NSLF195	22-30	9	9.5
NSLF198	22-30	9	9.5

Weight Limit	Impact Level	Weight of Unit	Sizes (cm)	Build Height (cm)	Warranty
136kg	L M H	480g size 25	22-30	9 size 25	2 years Foot shell - 1 year

Additional Parts Ordering Information

Symes Nut			
Part Number	Weight Limit	Weight	
NSSY300	136kg	42g	



Seattle Energy

The full-length, split composite keel in the Seattle Energy provides increased dynamic response to the user, improved medial/lateral compliance, additional stability and a cushioned heel.

With its removable pyramid and spacer, the Seattle Energy is very effective for active patients with Symes amputations.

Features and Benefits

- Dynamic toe and cushioned heel response
- Full length, split composite keel for increased stability
- Removable, lifelike, sandal toe foot shell
- Pre-assembled with male pyramid for easy installation
- Pyramid and spacer can be removed for Symes patient applications
- Available in both Light and Dark foot shells



Foot construction with foot shell removed

Cosmetics



Light

Dark



Ordering Information

Trial Period - There is no trial period on this foot.

Impact Level Descriptions

Low: Low speed walking and low intensity activities - no variable cadence.

Low-Medium: Low impact activities and walking on uneven surfaces.

Medium: Medium impact activities including light sports.

Part Number	Description	Available Sizes (cm)
NSEF190	9.5mm Heel, Light	22-30 cm
NSEF193	9.5mm Heel, Dark	22-30 cm

Ordering Example - NSEF190-25L-2

Part Number	Size	Left / Right	Category
NSEF190	25	L	2

Includes foot shell and Spectra[®] Sock

Category Selection

To optimise the selection and ensure amputee's safety, follow the steps below to determine the appropriate keel.

1. Locate the column that corresponds with the amputee's impact level.
2. Within the selected column, locate the amputee's weight.
3. Place the relevant category number into the part number for ordering.

Note: If the amputee has a long BK, carries heavy loads or will reach a higher impact level within a year, choose the next category higher.

Category	Low	Low - Medium	Medium
4	101-136kg	101-136kg	101-136kg
3	81-100kg	81-100kg	81-100kg
2	61-80kg	61-80kg	61-80kg
1	< 60kg	< 60kg	< 60kg

Feet - Trulife - Seattle Energy

Product Specification

Build Height and Heel Rise			
Part Number	Size (cm)	Build Height (cm)	Heel Rise (mm)
NSEF190	22-30	10	9.5
NSEF193	22-30	10	9.5

Weight Limit	Impact Level	Weight of Unit	Sizes (cm)	Build Height (cm)	Warranty
136kg	L M H	330g Size 25 without foot shell	22-30	10	2 years Foot shell - 6 months

Additional Parts Ordering Information

Symes Nut			
Part Number	Weight Limit	Weight	
NSSY300	136kg	42g	

Spare Parts Ordering Information

Replacement Foot Shell, Light		
Part Number	Size (cm)	
NSFC190	22-30	

Replacement Foot Shell, Dark		
Part Number	Size (cm)	
NSFC193	22-30	

Foot Shell Ordering Example - NSFC190-22L		
Part Number	Size	Left / Right
NSFC190	22	L

Zumo

The Zumo foot is designed to withstand 205kg, making it ideal for users at the heavier weight level.

The split composite keel provides increased dynamic response, stability and improved medial/lateral compliance. The removable sandal toe foot shell, in a choice of two colours, offers a high quality, natural cosmesis.

Features and Benefits

- Heavy-duty foot withstands up to 205kg
- Durable composite design for low to moderate users
- Pre-assembled with a male pyramid for quick and easy installation
- Split composite keel for increased stability
- Dynamic toe and cushioned heel response
- Removable, lifelike, sandal toe foot shell available in Light or Dark



Foot construction with foot shell removed

Cosmetics



Light

Dark



Ordering Information

Trial Period - There is no trial period on this foot.

Impact Level Descriptions

Medium: Medium impact activities including light sports.

Part Number	Description	Available Sizes (cm)
NSZM450	9.5mm Heel, Light	22-30
NSZM453	9.5mm Heel, Dark	22-30

Ordering Example - NSZM450-25L

Part Number	Size	Left / Right
NSZM450	25	L
NSZM453	25	L

Product Specification

Weight Limit	Impact Level	Weight of Unit	Sizes (cm)	Build Height (cm)	Warranty
205kg	M	750g Size 25	22-30	9 Size 25	2 years Foot shell - 6 months

Additional Parts Ordering Information

For compatible heavy duty components for weight limits up to 205kg, including NAAAHTI225 and NAAAHTI200, please refer to page 201.

Spare Parts Ordering Information

Foot Shell Ordering Example - NSFC190-22L		
Part Number	Size	Left / Right
NSFC190	22	L



Replacement Foot Shell, Light

Part Number	Size (cm)
NSFC190	22-30



Replacement Foot Shell, Dark

Part Number	Size (cm)
NSFC193	22-30

Seattle Kinetic

Within the Seattle Kinetic range, this multi-axial foot is aimed at the moderate K2 activity user and is ideal for single-speed ambulators. This standard version in the Kinetic range has an integral female receiver and a flexible, full-length keel, which is integral to the foot shell.

The Kinetic can be set up with different ankle bumpers to suit the individual requirements of the user, allowing a soft heel strike, rapid progression to foot-flat and controlled progression to toe-off.

This foot is particularly appropriate for transfemoral as well as transtibial applications, with a wide weight range, from under 60kg up to 160kg.

CES SEA F03: Read the Kinetic range clinical evaluation summary on the Steeper website.

Features and Benefits

- Multi-axial ankle within the foot shell
- Composite keel
- Five exchangeable bumper options through the foot shell using the Kinetic tooling kit
- Excellent foot inversion/eversion and plantar flexion
- Full-length flexible keel
- Integral sandal toe cosmesis in two colour options
- Integral female receiver
- 160kg weight limit



This version of the Kinetic has an integral female receiver that makes it a useful option for patients with a very long residual limb, since with a pyramid adapter built into the socket, the total build height (end of residual limb to floor) can be as little as 90mm.

Cosmetics



Light

Dark



Ordering Information

Trial Period - There is no trial period on this foot.

Impact Level Descriptions

Low: Low speed walking and low intensity activities - no variable cadence.

Low-Medium: Low impact activities and walking on uneven surfaces.

When ordering the Kinetic please use ordering example and bumper selection chart below.

Part Number	Description	Available Sizes (cm)
NSKF200	9.5mm Heel, Light	22-30 cm
NSKF203	9.5mm Heel, Dark	22-30 cm

Ordering Example - NSKF200-25L-4

Part Number	Size	Left / Right	Category
NSKF200	25	L	4

Bumper Selection Chart:

Bumpers are coded according to Shore Durometer and based on foot size and patient weight. To optimise selection, follow the steps below to determine the appropriate category.

1. Locate the column associated with the amputee's foot length.
2. Locate the row corresponding to the amputee's weight.
3. The area where the column and row intersect lists the appropriate category.

Note: If the amputee has a long BK or carries heavy loads choose the next category higher.

Patient Weight	Foot Size (cm)								
	22	23	24	25	26	27	28	29	30
137-160 kg	4	4	5	5	5	5	5	5	5
100-136 kg	3	3	4	4	4	4	4	4	4
81-99 kg	2	2	3	3	3	3	3	3	3
60-80 kg	1	1	2	2	2	2	2	2	2
< 60 kg	1	1	1	1	1	1	1	1	1

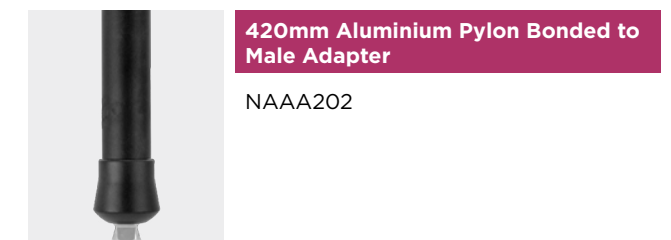
Feet - Trulife - Seattle Kinetic

Product Specification

Build Height and Heel Rise			
Part Number	Size (cm)	Build Height (cm)	Heel Rise (mm)
NSKF200	22-30	7	9.5
NSKF203	22-30	7	9.5

Weight Limit	Impact Level	Weight of Unit	Sizes (cm)	Build Height (cm)	Warranty
160kg	L M H	495g Size 25	22-30	7 Size 25	2 years Foot shell - 1 year

Additional Parts Ordering Information



Spare Parts Ordering Information

Part Number	Description
NSKF-BMP-1	Soft Bumper
NSKF-BMP-2	Medium Bumper
NSKF-BMP-3	Firm Bumper
NSKF-BMP-4	Extra Firm Bumper
NSKF-BMP-5	XX Firm Bumper
NSKF-KIT	Maintenance Tool Kit - (Bumper installation tool)

Seattle Kinetic Light

The Kinetic Light incorporates a conventional, easy to access male pyramid adapter, and has a slightly higher build height than the standard Kinetic. This foot also has a flexible, full-length keel, which is integral to the foot shell.

Aimed at the moderate K2 activity user, this multi-axial foot can be set up with different ankle bumpers to suit the individual requirements of the user, allowing a soft heel strike, rapid progression to foot-flat and controlled progression to toe-off.

This makes it particularly appropriate for transfemoral, as well as transtibial applications, with a wide weight range, from under 60kg up to 160kg.

CES SEA F03: Read the Kinetic range clinical evaluation summary on the Steeper website.

Features and Benefits

- Multi-axial ankle within the foot shell
- Five exchangeable bumper options through the foot shell using the Kinetic tooling kit
- Excellent foot inversion/eversion and plantar flexion
- Full-length flexible keel
- Integral sandal toe cosmesis in two colour options
- Integral male pyramid
- 160kg weight limit

Cosmetics



Light

Dark



Ordering Information

Trial Period - There is no trial period on this foot.

Impact Level Descriptions

Low: Low speed walking and low intensity activities - no variable cadence.

Low-Medium: Low impact activities and walking on uneven surfaces.

When ordering the Kinetic Light please use ordering example and bumper selection chart below.

Part Number	Description	Available Sizes (cm)
NSKF100	9.5mm Heel, Light	22-30
NSKF103	9.5mm Heel, Dark	22-30

Ordering Example - NSKF100-25L-4

Part Number	Size	Left / Right	Category
NSKF100	25	L	4

Bumper Selection Chart:

Bumpers are coded according to Shore Durometer and based on foot size and patient weight. To optimise selection, follow the steps below to determine the appropriate category.

1. Locate the column associated with the amputee's foot length.
2. Locate the row corresponding to the amputee's weight.
3. The area where the column and row intersect lists the appropriate category.

Note: If the amputee has a long BK or carries heavy loads choose the next category higher.

Patient Weight	Foot Size									
	22	23	24	25	26	27	28	29	30	
137-160 kg	4	4	5	5	5	5	5	5	5	
100-136 kg	3	3	4	4	4	4	4	4	4	
81-99 kg	2	2	3	3	3	3	3	3	3	
60-80 kg	1	1	2	2	2	2	2	2	2	
< 60 kg	1	1	1	1	1	1	1	1	1	

Product Specification

Part Number	Size (cm)	Build Height and Heel Rise		Weight	
		Build Height (cm)	Heel Rise (mm)	Cat 1-2	Cat 3-5
NSKF100	22-30	7.3	9.5	481g	564g
NSKF103	22-30	7.3	9.5	481g	564g

Weight Limit	Impact Level	Weight of Unit	Sizes (cm)	Build Height (cm)	Warranty
160kg	L M H	481g size 25	22-30	7.3 size 25	2 years Foot shell - 1 year

Spare Parts Ordering Information

Part Number	Description
NSKF-BMP-1	Soft Bumper
NSKF-BMP-2	Medium Bumper
NSKF-BMP-3	Firm Bumper
NSKF-BMP-4	Extra Firm Bumper
NSKF-BMP-5	XX Firm Bumper
NSKF-KIT	Maintenance Tool Kit - (Bumper installation tool)

Seattle Kinetic Edge

The Kinetic Edge has a lively keel and is ideal for patients on the edge of advancing to a K3 product. This low profile composite keel foot incorporates a conventional male pyramid adapter and has a removable foot shell.

Aimed at the K2 user, this multi-axial foot can be set up with different ankle bumpers to suit the individual requirements of the user, allowing a soft heel strike, rapid progression to foot-flat and controlled progression to toe-off.

This makes it particularly appropriate for transfemoral, as well as transtibial applications, with a wide weight range, from under 60kg up to 160kg.

CES SEA F03: Read the Kinetic range clinical evaluation summary on the Steeper website.

Features and Benefits

- All the benefits of the Kinetic Light with the addition of a removable, sandal toe foot shell and a more lively keel
- Low profile composite keel with multi-axial ankle
- Ideal for patients on the edge of advancing to a K3 product
- Male pyramid attachment
- 160kg weight limit



Foot construction with foot shell removed

Cosmetics



Light Dark



Ordering Information

Trial Period - There is no trial period on this foot.

Impact Level Descriptions

Low: Low speed walking and low intensity activities - no variable cadence.

Low-Medium: Low impact activities and walking on uneven surfaces.

When ordering the Kinetic Edge please use ordering example and bumper selection chart below.

Part Number	Description	Available Sizes
NSKF300	Light	22-30
NSKF303	Dark	22-30

Ordering Example - NSKF300-25L-4

Part Number	Size	Left / Right	Category
NSKF300	25	L	4

Bumper Selection Chart:

Bumpers are coded according to Shore Durometer and based on foot size and patient weight. To optimise selection, follow the steps below to determine the appropriate category.

1. Locate the column associated with the amputee's foot length.
2. Locate the row corresponding to the amputee's weight.
3. The area where the column and row intersect lists the appropriate category.

Note: If the amputee has a long BK or carries heavy loads choose the next category higher.

Patient Weight	Foot Size (cm)									
	22	23	24	25	26	27	28	29	30	
137-160 kg	4	4	5	5	5	5	5	5	5	
100-136 kg	3	3	4	4	4	4	4	4	4	
81-99 kg	2	2	3	3	3	3	3	3	3	
60-80 kg	1	1	2	2	2	2	2	2	2	
< 60 kg	1	1	1	1	1	1	1	1	1	

Product Specification

Build Height and Heel Rise			
Part Number	Size (cm)	Build Height (cm)	Heel Rise (mm)
NSKF300	22-30	7	9.5
NSKF303	22-30	7	9.5

Weight Limit	Impact Level	Weight of Unit	Sizes (cm)	Build Height (cm)	Warranty
160kg		590g size 27	22-30	7 size 27	2 years Foot shell - 6 months

Spare Parts Ordering Information

Part Number	Description
NSKF-BMP-1	Soft Bumper
NSKF-BMP-2	Medium Bumper
NSKF-BMP-3	Firm Bumper
NSKF-BMP-4	Extra Firm Bumper
NSKF-BMP-5	XX Firm Bumper
NSKF-KIT	Maintenance Tool Kit - (Bumper installation tool)

Replacement Foot Shell, Light		
Part Number	Size (cm)	
NSKC300	22-30	

Replacement Foot Shell, Dark		
Part Number	Size (cm)	
NSKC303	22-30	

Foot Shell Ordering Example - NSKC300-22L		
Part Number	Size	Left / Right
NSKC300	22	L

Seattle LP

Designed for use by moderate to high activity patients up to 136kg in weight, the Seattle LP has a comparatively low profile, making it suitable for use on active patients with long residual limbs.

The C-shaped ankle spring provides good and controlled plantar flexion and the split keel gives reasonable compliance and energy return at toe-off.

CES SEA F04: Read the Seattle clinical evaluation summary on the Steeper website.

Features and Benefits

- High performance/low build height
- Multi-axial compliant design
- C-shaped ankle replicates true, anatomical plantar flexion
- Solid toe
- Full-length split composite keel for stability on uneven surfaces



Foot construction with foot shell removed

Cosmetics



Light

Dark



Ordering Information

Trial Period - There is a 60 day trial period on this foot.

Impact Level Descriptions

Medium: Medium impact activities including light sports.

High: High impact activities such as running and basketball.

Part Number	Description
NSLP350	Seattle LP Foot, Light
NSLP353	Seattle LP Foot, Dark

Ordering Example - NSLP35022L-1

Part Number	Size	Left / Right	Category
NSLP350	22	L	1

Includes foot shell and Spectra[®] Sock

Category Selection

To optimise the selection and ensure amputee's safety, follow the steps below to determine the appropriate keel.

1. Locate the column that corresponds with the amputee's impact level.
2. Within the selected column, locate the amputee's weight.
3. Place the relevant number into the part number for ordering.

Note: If the amputee has a long BK, carries heavy loads or will reach a higher impact level within a year, choose the next category higher.

Category Selection			
	Low - Medium	Medium - High	High
4	101-136kg	88-118kg	81-109kg
3	81-100kg	78-87kg	68-80kg
2	61-80kg	56-73kg	51-67kg
1	< 60kg	< 55kg	< 50kg

Product Specification

Build Height and Heel Rise			
Part Number	Size (cm)	Build Height (cm)	Heel Rise (mm)
NSLP350 Keel 1-3 Keel 4	22-30	9	9.5
	26-30		
NSLP353 Keel 1-3 Keel 4	22-30	9	9.5
	26-30		

Weight Limit	Impact Level	Weight of Unit	Sizes (cm)	Build Height (cm)	Warranty
136kg	M H	400g Size 25	22-30	9 Size 25	3 years Foot shell - 6 months

Spare Parts Ordering Information

Replacement Foot Shell, Light		
Part Number	Size (cm)	
NSFC290	22-30	

Replacement Foot Shell, Dark		
Part Number	Size (cm)	
NSFC293	22-30	

Foot Shell Ordering Example - NSFC290-22L		
Part Number	Size	Left / Right
NSFC290	22	L

Seattle Triumph

The foot range that was developed from the S-shaped carbon fibre system, has been brought together into one new option, the Seattle Triumph. It is ideal for medium to high activity users, since the S-shaped design provides the foot with shock absorption, torsional rotation and controlled, but fast plantar flexion, making it particularly good for use on transfemoral prostheses.

The energy stored gives a smooth transition to foot-flat which is stable, thanks to the split keel and, with a good dynamic response and the transition through to toe-off is equally smooth. It is also surprisingly light for a foot that offers such a high level of function.



Features and Benefits

- S-spring stores energy at heel strike, released into controlled and fast plantar flexion and smooth transition to foot-flat
- Vertical shock absorption
- Torsional rotation of approx 20 degrees
- Split keel for compliance and stability
- Lightweight
- Solid toe

Cosmetics



Light

Dark

Ordering Information

Trial Period - This foot has a 60 day trial period.

Impact Level Descriptions

Medium: Medium impact activities including light sports.

High: High impact activities such as running and basketball.

Part Number	Description
NSTF190	Seattle Triumph Foot, Light
NSTF193	Seattle Triumph Foot, Dark

Ordering Example - NSTF190-22L-4

Part Number	Size	Left / Right	Category
NSTF190	22	L	4

Includes foot shell and Spectra[®] Sock

Category Selection

To optimise the selection and ensure amputee's safety, follow the steps below to determine the appropriate keel.

1. Locate the column that corresponds with the amputee's impact level.
2. Within the selected column, locate the amputee's weight.
3. Place the relevant number into the part number for ordering.

Note: If the amputee has a long BK, carries heavy loads or will reach a higher impact level within a year, choose the next category higher.

Category Selection			
	Medium	Medium-High	High
9	141-160kg	124-145kg	106-125kg
8	121-140kg	106-123kg	91-105kg
7	101-120kg	89-105kg	76-90kg
6	91-100kg	80-88kg	69-75kg
5	81-90kg	71-79kg	61-68kg
4	71-80kg	62-70kg	53-60kg
3	66-70kg	58-61kg	50-53kg
2	60-65kg	53-57kg	46-49kg
1	< 60kg	< 53kg	< 46kg

Feet - Trulife - Seattle Triumph

Product Specification

Build Height and Heel Rise			
Part Number	Size (cm)	Build Height (cm)	Heel Rise (mm)
NSTF190	22-30	18	9.5
NSTF193	22-30	18	9.5

Weight Limit	Impact Level	Weight of Unit	Sizes (cm)	Build Height (cm)	Warranty
160kg	M H	493g size 25	22-30	18 size 25	3 years Foot shell - 6 months

Spare Parts Ordering Information

Replacement Foot Shell, Light		
	Part Number	Size (cm)
	NSFC290	22-30

Replacement Foot Shell, Dark		
	Part Number	Size (cm)
	NSFC293	22-30

Foot Shell Ordering Example - NSFC290-22L		
Part Number	Size	Left / Right
NSFC290	22	L



FREEDOM
INNOVATIONS



ÖSSUR[®]
LIFE WITHOUT LIMITATIONS



Streifeneder
ortho production



Trulife

Plié® 3

To provide individuals with a more natural experience of mobility, Freedom Innovations examined biological norms to establish performance criteria for the new Plié 3 with microprocessor controlled swing and stance. By integrating high-performance processing capabilities and a cutting-edge hydraulic system, the Plié 3 is the most responsive MPC knee ever developed.



Standard Black Designer Fairing

Features and Benefits

- Water and particle-proof to IP67
- Independent adjustment of flexion, extension and stance yield
- Sampling at 1000 Hz with a spool valve response time of 10 milliseconds, the Plié 3 responds 10 to 20 times more rapidly than other MPC knees
- Unique design controls both stance and swing phases, and the transition between them
- Rapid gait response through the combination of the hydraulic control and the microprocessor control logic, allowing the knee to react much faster than other MPC knees
- Advanced, customisable stumble recovery
- Cadence report to assist with outcome measures
- Selection of designer fairings
- Transferable settings - save and reinstall settings into another unit e.g. when refitting after servicing
- Plié 3 package includes a 5 year warranty, choice of foot (Kinterra, Sierra, Highlander, Maverick Xtreme, Maverick Xtreme AT or Maverick Comfort AT), a set of adapters and a preferred designer fairing.



Waterproof

Designer Fairings



Clinical Application

The Plié 3 is suitable for any K3 transfemoral prosthesis user who has adequate strength in hip flexion and extension, is capable of walking a limb with a free knee and who would benefit from a unit that provides:

- A high degree of safety, by means of a stumble recovery system
- A customisable recovery system that will maintain safety over a range of activities
- The opportunity to walk at variable cadence over surfaces such as sand, pebbles and through grass
- Protection from dust, silt, powder and moisture, either in the work place or when pursuing a leisure activity
- Continuous function even when occasionally totally submersed
- The ability to walk backwards, or traverse sideways
- For high K3 or K4 users, the opportunity to jog, or participate in a sport where change of pace or direction is required

Please see the order form overleaf for further information on impact levels for compatible feet.

Ordering Information

Trial Period - this knee has a 30 day trial period.

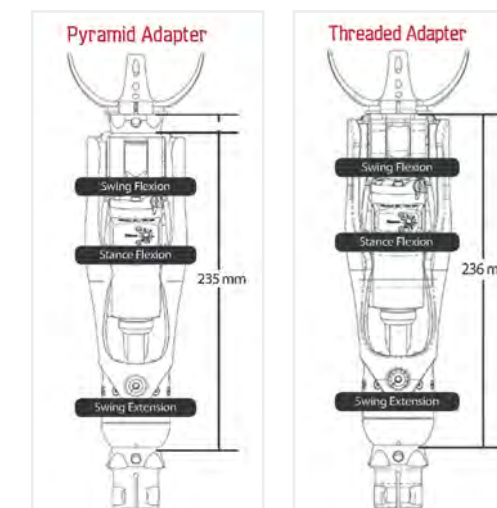
Part Number	Description
KIT-PLIEMPK	Plié 3 Kit which includes a 5 year warranty, preferred designer fairing and a choice of foot - Kinterra, Sierra, Highlander, Maverick Xtreme, Maverick Xtreme AT or Maverick Comfort AT.

Please see overleaf to order the Plié 3 MPK package via the order form.

The Plié 3 knee comes in its own carrying case and includes user's instructions and the following:

- Wireless USB adapter
- Lithium-ion batteries x 2
- Software CD
- Battery charger with car adapter
- Air pump with hose adapter
- Smooth hose adapter for air pump

Technical Information



Product Specification

Weight Limit	Impact Level	Weight of Unit	Build Height	Warranty
125kg	Low / Moderate	1235g	23.5cm Pyramid	5 years
100kg	High		22.3cm Threaded	

Spare Parts Ordering Information

Part Number	Description
NKS1-00CHRG1-00	Battery Charger with Car Adapter
NKS1-00-BATT2-00	Lithium Ion Battery
NKS1-00-BLUE1-00	Bluetooth Dongle
NKS1-00-AIRP1-00	Air Pump with Hose Adapter
NKS1-00-VALV1-00	Smooth Hose Adapter for Air Pump
NKS1-00-SFTW2-00	Software CD V6
NKS1-00-COVLF-00	Cosmetic Cover - Left
NKS1-00-COVL R-00	Cosmetic Cover - Right
NKS1-00-BCAP1-00	Battery Cap, Replacement
NKS1-00-RING1-00	O-rings (set of 5)

Designer Fairings

Ordering Information

Part Number	Description
NKS3-DF-BBLUE-00	Blazing Blue
NKS3-DF-COPPR-00	Captivating Copper
NKS3-DF-METAL-00	Tech Metal
NKS3-DF-PPINK-00	Pink Passion
NKS3-DF-PROUD-00	Proud Marines
NKS3-DF-BLACK-00	Standard Black
NKS3-DF-PWHITE-00	Pearl White
NKS3-DF-RARED-00	Radical Red
NKS3-DF-CAMO1-00	Forest Camo
NKS3-DF-FLAME-00	Fabulous Flames
NKS3-DF-FLAGS-00	The Patriot

Plié 3 MPK Package - Order Form

Included in the package:

- Plié 3 knee, including 5 year warranty & the following items:
 - Wireless USB adapter
 - Lithium-ion battery case
 - Software CD
 - Lithium-ion battery x2
 - Battery charger with car adapter
 - Air pump with hose adapter
 - Smooth hose adapter for air pump
- Preferred designer fairing
- Choice of foot - Kinterra, Sierra, Highlander, Maverick Xtreme, Maverick Xtreme AT or Maverick Comfort AT
- Set of adapters

How to order

Step 1	Step 2	Step 3	Step 4 - Successful Trial Only
Submit a PO using part number: KIT-PLIEMPK price £11,795 and your completed order form.	Once the PO and patient form has been received, this will generate an order for a 30 day trial period for the KIT-PLIEMPK . You will not be charged or invoiced at this stage.	Following a successful trial, call Customer Services on 0870 240 4133 to obtain an RTA number and return the demo Plié 3 knee only. If the trial was unsuccessful, call Customer Services on 0870 240 4133 to obtain an RTA number and return the full kit.	After contacting Customer Services your order will then be finalised. The definitive Plié 3 knee and the preferred designer fairing stated on this form will be delivered and invoiced.

Patient Information:

Name: _____ Age: _____ Gender: M F

Weight (kg): _____ Height: _____ Skin tone: Caucasian: Mid Brown: Brown: _____

Amputation Level (TF, TT, KD, HD...): _____ Left: _____ Right: _____ Size (22-31cm): _____

Impact level (see opposite for impact level descriptions): Low: Moderate: High: _____

Notes: _____

Prosthetist: _____ Branch / Contractor: _____

Plié 3 Knee Pyramid Adapter: Threaded Adapter:

Designer Fairings

Please select the preferred designer fairing. This will be supplied on the definitive Plié 3 knee upon completion of a successful evaluation and will not be shipped with the demonstration unit. The demonstration unit will be supplied in Standard Black.

- Standard Black
- Proud Marines
- Captivating Copper
- Radical Red
- The Patriot
- Pink Passion
- Forest Camo
- Fabulous Flames
- Tech Metal
- Blazing Blue
- Pearl White



Adapters

The following adapters are included within the MPK package. For alternative adapters, please place a separate order.

Set 1

Description	Part Number	Weight Rating	Material
Tube Clamp, 30 mm, Female Pyramid	NACC-00-12500-00	136kg	Titanium
Tube w/Titanium Female Pyramid, 30 mm x 400 mm	NACC-00-12800-00	136kg	Titanium
Pyramid, 4 Hole, Female	NACC-00-13200-00	136kg	Titanium

Set 2

Description	Part Number	Weight Rating	Material
Tube Clamp, 30 mm, Female Pyramid	NACC-00-12500-00	136kg	Titanium
Tube w/Titanium Female Pyramid, 30mm x 400mm	NACC-00-12800-00	136kg	Titanium
Base, 3 Prong, Rotating Pyramid	NACC-00-13800-00	136kg	Stainless Steel
Pyramid, Rotating, Female	NACC-00-14000-00	136kg	Titanium

Foot Selection



Category Selection - Kinterra			Category Selection - Sierra, Highlander, Maverick Xtreme, Maverick Xtreme AT and Maverick Comfort AT			
Weight (kg)	Impact Level		Weight (kg)	Impact Level		
	LOW	MOD		LOW	MOD	HIGH
44-52	1	1	44-52	1	1	2
53-59	1	2	53-59	1	2	3
60-68	2	3	60-68	2	3	4
69-77	3	4	69-77	3	4	5
78-88	4	5	78-88	4	5	6
89-100	5	6	89-100	5	6	7
101-116	6	7	101-116	6	7	8
117-125	7		117-130	7	8	9
			131-147	8	9	
			148-166	9		

Side

Left: _____ Right: _____

Toe Configuration²

Regular Toe: _____ Sandal Toe: _____

Size (cm)

22 23 24 25 26 27 28 29 30 31

Stiffness Category

1 2 3 4 5 6 7 8 9

¹ Sierra, Highlander, Maverick Xtreme, Maverick Xtreme AT & Maverick Comfort AT only.

² Sandal toe available in sizes 22-28 for Kinterra, Sierra & Highlander. Sandal toe available in sizes 23-28 for all Maverick feet.

Impact Level Descriptions

Low: Daily activities include mostly ground level walking, moving around in the home and the community.

Moderate: Daily activities include up to unlimited walking, climbing stairs and occasional moderate lifting (this does not include running).

High: Daily activities include fast walking, jogging, running, lifting heavy objects and/or recreational sports.

Plié 3 Warranty

5 years

The extended warranty on the Plié 3 from 3 to 5 years is automatically included within the MPK package. Please note, the Plié 3 knee must be returned for annual servicing to maintain the warranty. A loaner unit will be provided during this time.

For warranty terms on all other items, please refer to the Extended Warranty - KIT-PLIEMPK information.



Overview of Knees

Knee Joints				
Group	Name	Performance of the swing phase of gait	Maximum body weight	Mobility class
Mechanical	NOFM0	Approx. 1km/h	125kg	1
	NOFM2	Approx. 2km/h	125kg	1, 2
	NOFM1 / KFM1	Approx. 3km/h	136kg	1, 2
	NOP2	Approx. 4km/h	125kg	2, (3)
Pneumatic	NOP4	Approx. 4km/h	100kg	2, (3)
	NOP5 / NKP5	Approx. 4km/h	125kg	2, (3)
	NOHP3 / NKHP3	Approx. 4km/h	125kg	(2), 3
	NOPASO/NKPASO	Auto adaptive - 2-7km/h *	136kg	(2) 3, 4
Hydraulic	NOH5 / NKH5	Approx. 3km/h - 7km/h	100kg	3, 4
	NOH7 / NKH7	Approx. 2km/h - 7km/h	136kg	3, 4

* If the patient is capable of achieving above 7km/h, the knee is capable of allowing them to do so, but it is the responsibility of the prosthetist to ensure that the patient is safe to do so.

Part Number Descriptions

The names of the Össur Knee joints are explained as follows:
Steeper add an N prefix to the Össur number, to create a product code unique to them.

The second letter describes the amputation level, e.g:	The third letter describes the function, e.g:	The number for the version number, e.g:
NOP4 = Transfemoral (pyramid adapter)	NOFM1 = Mechanical and locking	NOP4 = Pneumatic above knee (O) joint version 4
NKH5 = Knee disarticulation (laminating adapter)	NOP4 = Pneumatic	NKH5 = Hydraulic knee-disarticulation joint version 5
	NOHP3 = High-performance pneumatic	
	NKH5 = Hydraulic	



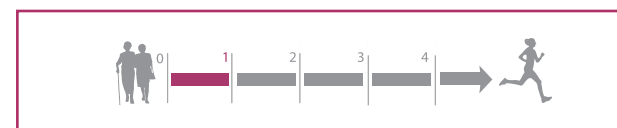
Mobility Classes 1 to 4

1 Indoor walkers

The patient has the ability or the potential to use a prosthesis to move from place to place or for walking on a flat surface at low speed. The walking time and walking distance are both strictly limited by his/her condition.

Treatment objective:

To restore the patient's ability to stand and enable him/her to walk around in the home.



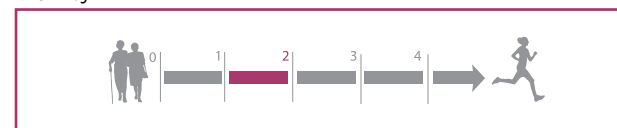
2 Restricted outdoor walkers

The patient has the ability or the potential to walk at low speed with a prosthesis and to overcome minor obstacles such as kerbs, single steps or uneven ground.

The walking time and the walking distance are both limited by his/her condition.

Treatment objective:

To restore the patient's ability to stand and enable him/her to walk around in the home and the immediate vicinity.



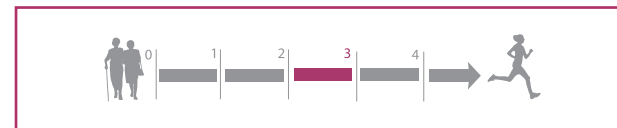
3 Unrestricted outdoor walkers

The patient has the ability or the potential to use a prosthesis for walking at moderate to high and also variable speeds, and to overcome most obstacles. He/She is also able to move around on open ground and can carry out occupational, therapeutic and other activities that do not exert undue mechanical stresses on the prosthesis.

The user may have an additional need for safety due to secondary circumstances (additional handicap, special living conditions) in connection with moderate to high mobility demands. The walking time and the walking distance are both marginally limited compared with healthy individuals.

Treatment objective:

To restore the patient's ability to stand and enable him/her to walk around unhindered at home and, with minor restrictions only, outside.

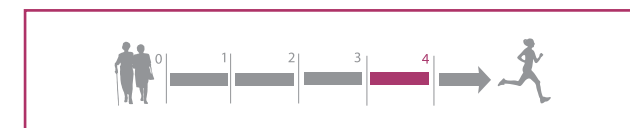


4 Unrestricted outdoor walkers with particularly high demands

The patient has the ability or potential to use a prosthesis for walking as well as the unrestricted outside walker. In addition, high impact stresses may occur, for example, due to high body weight. The walking time and walking distance are unlimited.

Treatment objective:

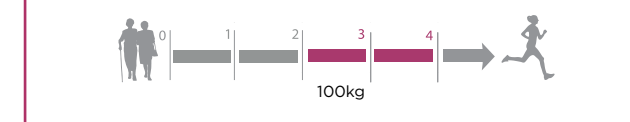
To restore the patient's ability to stand and enable him/her to walk around unhindered at home and with unlimited walking and mobility outside.



Maximum Body Weight

In addition to the mobility classes, we will also define the maximum permissible body weight in the product pages, which is based on the user's weight and bearing load.

Please note: The product with the lowest given weight class determines the maximum permissible body weight.



Monolock NOFMO

The lightweight and compact Monolock NOFMO has been introduced by Össur to meet the needs of those patients who only require a semi-automatic locking unit.

The positive and audible locking mechanism will give patients the confidence to know that, once fully extended, the knee will be secure, but without the complication of applying a toe load to the prosthesis, or unduly offloading it in order to unlock the knee when they wish to sit down. These features make sitting and standing and back to sitting, a much safer procedure, whilst still providing absolute security when walking.

CES OSS KOO: Read the Monolock NOFMO clinical evaluation summary on the Steeper website.

Features and Benefits

- Lightweight and robust with a low overall build height
- Automatic lock activates in extension, with an audible click on locking
- Simple pull-up lever allows the knee to unlock easily without needing to offload, for easy transition from standing to sitting
- High flexion angle



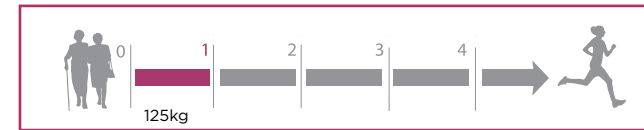
Automatic lock activates in extension Simple pull-up lock lever



Ordering Information

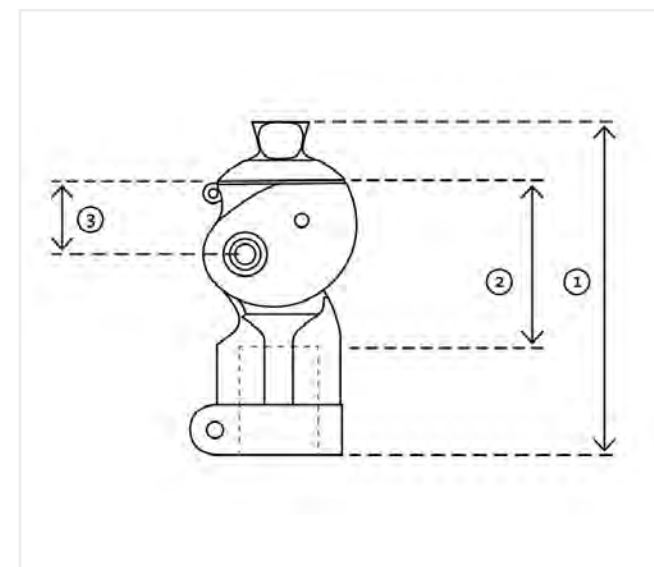
Trial Period - There is no trial period on this knee, however please contact Customer Services or a Steeper Product Manager to enquire.

Mobility Class & Weight Limit



Part Number	Description
NOFMO	Mechanical knee joint with lock

Technical Information



Material	Aluminium
Amputation Level	Transfemoral
Total Fitted Height (1)	Approx 100mm
Effective Module Height (2)	Approx 47mm
Fitted Height (3)	Approx 22mm
Weight	Approx 275g
Proximal Connector	Pyramid
Distal Connector	Integral 30mm tube receiver
Swing Phase	No swing phase control
Stance Phase	Locking
Axes	Monocentric
Flexion Angle without Socket	Approx 140°
Maximum Patient Weight	125kg
Activity Level	1

NOFM2

The Össur NOFM2 is a small lightweight monocentric unit which can be used as a free knee with weight activated stance stability, but which also comes complete with a lock mechanism and thigh release, making this a very versatile unit.

In position 1, the knee will lock automatically when extended. For position 2, lifting the lever up to the first stop position will unlock the knee, but upon release, the knee will automatically lock again on extension.

CES OSS K02: Read the NOFM2 clinical evaluation summary on the Steeper website.



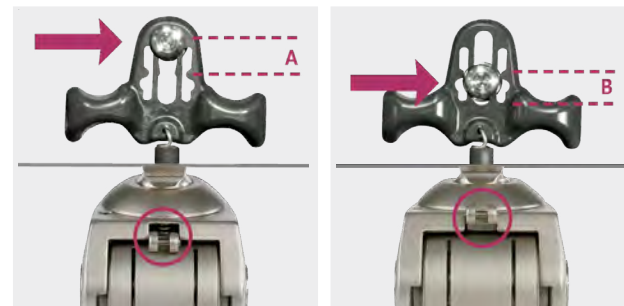
Features and Benefits

- Compact and lightweight
- Monocentric construction with finely adjustable stance stability brake to suit the patient's weight or to match the patient's gait
- Angular alignment adjustment
- Smooth transition into swing phase, with integrated extension spring adjustable to suit individual requirements
- Easily converted to SAKL or HOKL with positive locking action
- Unique, dual-function lock lever



Weight activated brake: The weight activated brake is adjusted in two ways: to suit the patient's weight and to match the patient's gait, allowing a smooth transition into swing phase.

Integrated extension spring: The integrated extension assist spring is adjustable to suit individual requirements.



Dual function lock lever:

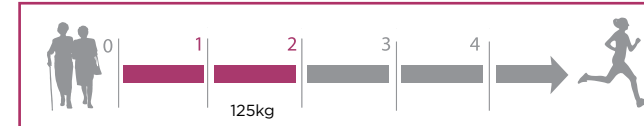
Position 1: Knee locked. With the lever in this position, the knee will lock automatically when extended.

Position 2: Knee unlocked. Lifting the lever up to the first stop position will unlock the knee, but on releasing the lever the knee will automatically lock again on extension. Lifting the lever so that it clicks past the first stop position will hold the knee in an unlocked position, until the patient chooses to click it down again. It will then automatically lock on extension.

Ordering Information

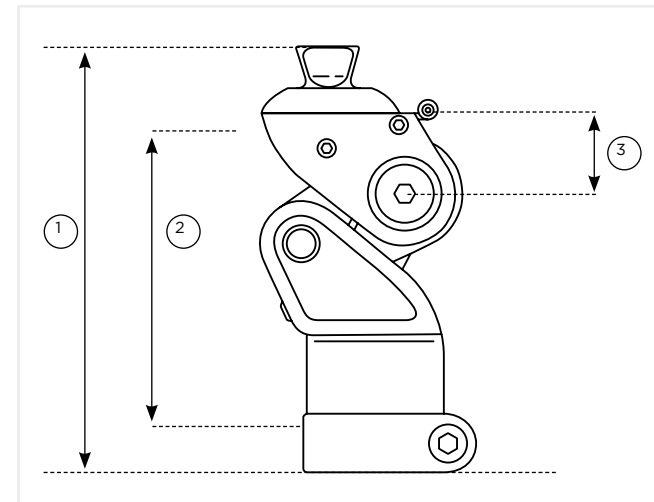
Trial Period - There is no trial period on this knee, however please contact Customer Services or a Steeper Product Manager to enquire.

Mobility Class & Weight Limit



Part Number	Description
NOFM2	Mechanical, load-dependent safety knee joint with locking option

Technical Information



Material	Aluminium
Amputation Level	Transfemoral
Total Fitted Height (1)	Approx 115mm
Effective Module Height (2)	Approx 63mm
Fitted Height (3)	Approx 23mm
Weight	Approx 495g
Proximal Connector	Pyramid
Distal Connector	Integral 30mm tube receiver
Swing Phase	Integrated extension spring
Stance Phase	Optional locking or load-dependent brake system
Axes	Monocentric
Flexion Angle without Socket	Approx 145°
Maximum Patient Weight	125kg
Activity Level	1, 2

Spare Parts Ordering Information



Lever Locking Kit
NM721223



Spare Knee Cover
N1970761

NOFM1 / NKFM1

The Össur NOFM1 is a small polycentric unit which can be used as a free knee with geometric stance stability, but which also comes complete with a lock mechanism and thigh release. The versatile NOFM1 is supplied with a male pyramid adapter to allow angular adjustment and the NKFM1 comes with a laminating adapter, complete with adjustable alignment discs, making it particularly suitable for patients with very long residual limbs.

CES OSS K01: Read the NOFM1/NKFM1 clinical evaluation summary on the Steeper website.


Features and Benefits

- Compact and lightweight
- Polycentric construction provides improved ground clearance in swing phase
- Integrated extension assist
- Easily converted to SAKL or HOKL with positive locking action
- Unlimited rotation and 5mm of shift in any direction are possible with either version, as is 10° of angular adjustment, this being achieved on the NKFM1 by means of a pair of wedge shaped rotatable discs
- Adjustable friction damping allows significant control of the swing phase, making it easy to minimise any terminal impact

NOFM1

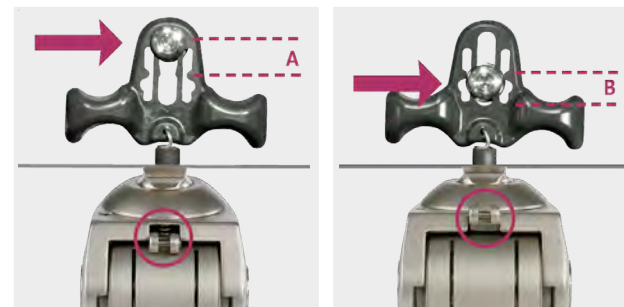


NKFM1



Adjustable friction damping screw

Unlimited rotation & 5mm of shift in any direction



Dual function lock lever:

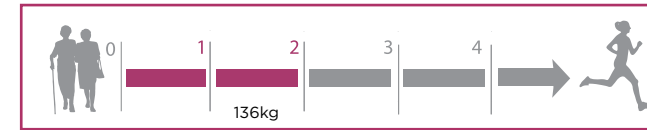
Position 1: Knee locked. With the lever in this position, the knee will lock automatically when extended.

Position 2: Knee unlocked. Lifting the lever up to the first stop position will unlock the knee, but on releasing the lever the knee will automatically lock again on extension. Lifting the lever so that it clicks past the first stop position will hold the knee in an unlocked position, until the patient chooses to click it down again. It will then automatically lock on extension.

Ordering Information

Trial Period - There is no trial period on this knee, however please contact Customer Services or a Steeper Product Manager to enquire.

Mobility Class & Weight Limit

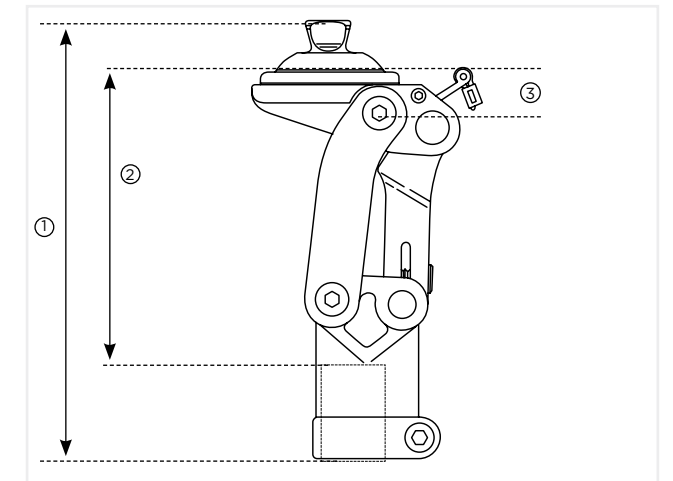


Part Number	Description
NOFM1	Polycentric mechanical manual lock knee joint. Pyramid adapter
NKFM1	Polycentric mechanical manual lock knee joint. Laminating adapter

Technical Information

	NOFM1	NKFM1
Material	Aluminium	Aluminium
Amputation Level	Transfemoral	Knee disarticulation, transfemoral
Total Fitted Height (1)	Approx 159mm	Approx 151mm
Effective Module Height (2)	Approx 107mm	Approx 116mm
Fitted Height (3)	Approx 18mm	Approx 27mm
Weight	Approx 640g	Approx 600g
Ground Clearance	Approx 1.3cm	Approx 1.3cm
Distal Connector	Integral 30mm tube receiver	Integral 30mm tube receiver
Swing Phase	Integrated extension spring	Integrated extension spring
Stance Phase	Optional locking, axial geometry	Optional locking, axial geometry
Axes	Polycentric	Polycentric
Flexion Angle without Socket	Approx 150°	Approx 150°
Maximum Patient Weight	136kg	136kg
Activity Level	1, 2	1, 2

Knees - Össur - NOFM1 / NKFM1



Spare Part Ordering Information



Lever Locking Kit

NM721222



Threaded Adapter

N1633121



Pyramid Adapter Kit

N1970760



Laminating Adapter Kit

N1970862



Spare Knee Cover

N1970760

NOP2

This lightweight, polycentric knee has a pneumatic cylinder that provides a smooth swing phase control. It is compact and slim, making it an ideal option for use with children who have outgrown paediatric knee units, or for adults who require a slim cosmesis. When flexed, the knee's design still allows a neat and shapely cosmesis to be produced.

Further features include adjustable geometry. This allows the knee's geometric stability to be increased or decreased, dependant on the patient's ability. This makes it particularly suitable wherever there is a need to readily change the way the unit transitions from stance to swing phase, whilst still providing positive stance stability, such as on a hip disarticulation prosthesis.



Features and Benefits

- Lightweight and robust
- Compact and slim
- Pneumatic swing phase control - the independent adjustment of the flexion and extension valves, allows the swing phase to be easily set up to meet the individual needs of the user. On extension, the knee geometry automatically provides stance stability.
- High stance phase stability
- Adjustable stance phase geometry can be easily adjusted to provide the transition from stance to swing that most suits the user's requirements
- High flexion angle at 160°
- Polycentric joint construction provides improved ground clearance at mid swing, reducing the risk of catching the toe and stumbling



Adjustable stance geometry



Pneumatic swing phase control

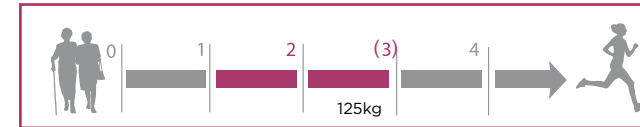


High knee flexion angle 160°

Ordering Information

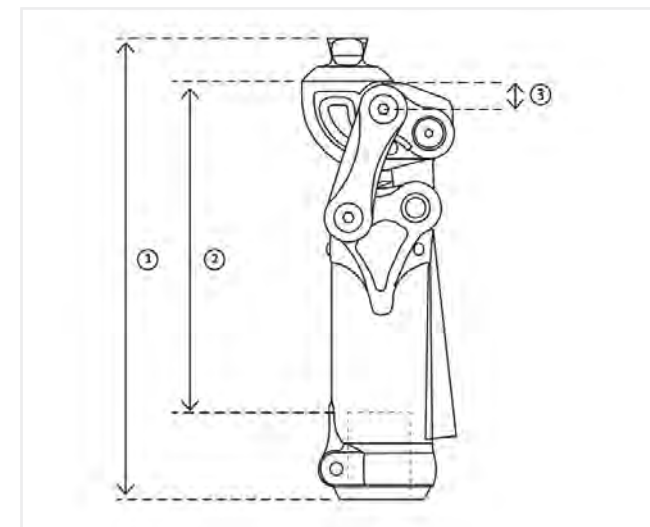
Trial Period - There is no trial period on this knee, however please contact Customer Services or a Steeper Product Manager to enquire.

Mobility Class & Weight Limit



Part Number	Description
NOP2	Pneumatic, load dependent polycentric safety knee joint

Technical Information



Material	Aluminium
Amputation Level	Transfemoral
Total Fitted Height (1)	Approx 195mm
Effective Module Height (2)	Approx 160mm
Fitted Height (3)	Approx 18mm
Weight	Approx 650g
Ground Clearance	Approx 1.3cm
Proximal Connector	Pyramid
Distal Connector	Integral 30mm tube receiver
Swing Phase	Pneumatic
Stance Phase	Adjustable stance geometry
Axes	Polycentric
Flexion Angle without Socket	Approx 160°
Maximum Patient Weight	125kg
Activity Level	2, (3)

NOP4

The Össur NOP4 is a slim and lightweight monocentric knee unit, which has a weight activated stance control mechanism, with pneumatic swing phase control.

This popular design is easily adjusted to allow a very positive brake, while still allowing a smooth transition into swing.

Features and Benefits

- Compact and lightweight
- Monocentric construction with finely adjustable stance stability brake
- Angular alignment adjustment
- Smooth transition into a controlled adjustable swing phase
- Pneumatic swing phase with independent adjustment of flexion and extension, allowing the unit to be set up to suit a range of individual walking speeds
- High knee flexion angle of 145°



Weight activated brake

High knee flexion angle 145°

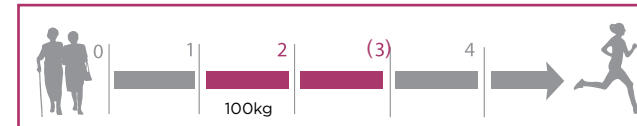


Pneumatic swing phase control

Ordering Information

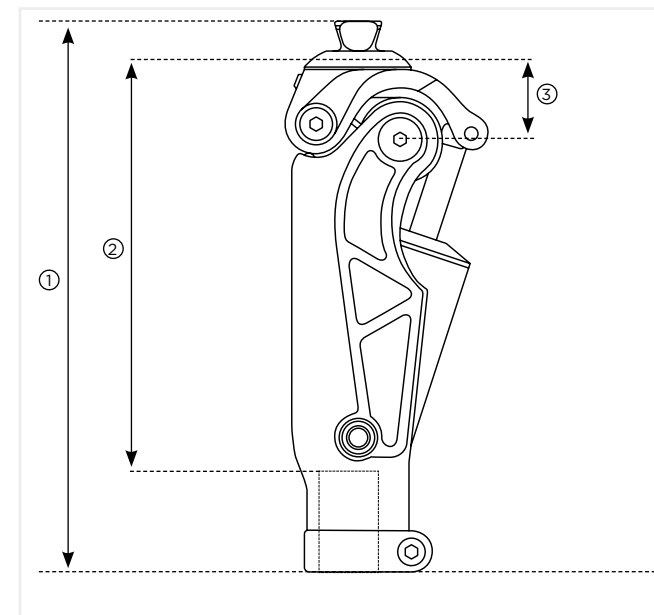
Trial Period - There is no trial period on this knee, however please contact Customer Services or a Steeper Product Manager to enquire.

Mobility Class & Weight Limit




Part Number	Description
NOP4	Pneumatic, monocentric knee with weight activated brake.

Technical Information



Material	Aluminium
Amputation Level	Transfemoral
Total Fitted Height (1)	Approx 198mm
Effective Module Height (2)	Approx 146mm
Fitted Height (3)	Approx 26mm
Weight	Approx 680g
Proximal Connector	Pyramid
Distal Connector	Integral 30mm tube receiver
Swing Phase	Pneumatic
Stance Phase	Load-dependent brake system
Axes	Monocentric
Flexion Angle without Socket	Approx 145°
Maximum Patient Weight	100kg
Activity Level	2, (3)

Spare Parts Ordering Information



Spare Knee Cover
N1970762

NOP5 / NKP5

The polycentric construction of the NOP5/NKP5 provides good stance stability, by means of its geometry, and a smooth pneumatically controlled swing phase, with independent adjustment of flexion and extension. The NOP5 is supplied with a male pyramid adapter to allow angular adjustments. The NKP5 comes with a laminating adapter, complete with adjustable alignment discs, making it particularly suitable for patients with very long residual limbs.

CES OSS K07: Read the NOP5/NKP5 clinical evaluation summary on the Steeper website.

NOP5




NKP5




Features and Benefits

- Polycentric construction provides improved ground clearance in swing phase
- Smooth transition into a controlled adjustable swing phase
- Pneumatic swing phase with independent adjustment of flexion and extension
- Integral extension assist spring and needle roller bearings
- Adapter allows unlimited rotation and 5mm of shift in any direction with either version, as is 10° of angular adjustment (achieved on the NKP5 by means of a pair of wedge-shaped rotatable discs)
- High knee flexion angle 145° allows more freedom of movement and wearing comfort



Unlimited rotation and 5mm of shift



High knee flexion angle 145°



Pneumatic swing phase control

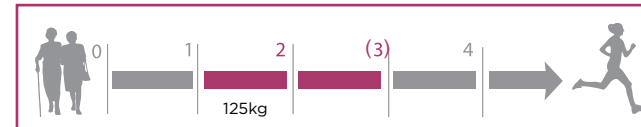


Integrated extension spring: The integrated extension assist spring is adjustable to suit individual requirements.

Ordering Information

Trial Period - There is no trial period on this knee, however please contact Customer Services or a Steeper Product Manager to enquire.

Mobility Class & Weight Limit

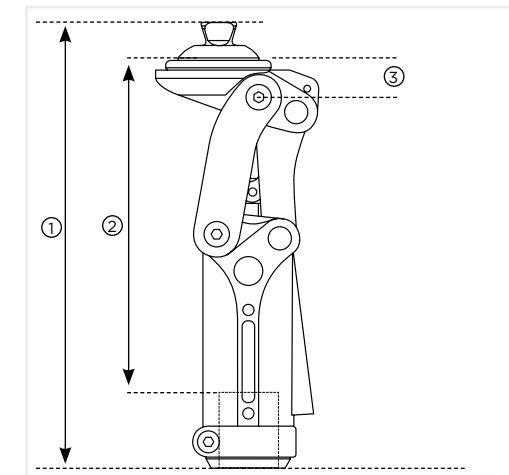


Part Number	Description
NOP5	Polycentric pneumatic knee joint with pyramid adapter
NKP5	Polycentric pneumatic knee joint with laminating adapter

Technical Information

	NOP5	NKP5
Material	Aluminium	Aluminium
Amputation Level	Transfemoral	Knee disarticulation, transfemoral
Total Fitted Height (1)	Approx 195mm	Approx 200mm
Effective Module Height (2)	Approx 160mm	Approx 165mm
Fitted Height (3)	Approx 18mm	Approx 23mm
Weight	Approx 770g	Approx 785g
Ground Clearance	Approx 1.3cm	Approx 1.3cm
Distal Connector	Integral 30mm tube receiver	Integral 30mm tube receiver
Swing Phase	Pneumatic	Pneumatic
Stance Phase	Stable stance geometry	Stable stance geometry
Axes	Polycentric	Polycentric
Flexion Angle without Socket	Approx 145°	Approx 145°
Maximum Patient Weight	125kg	125kg
Activity Level	2, (3)	2, (3)

Knees - Össur - NOP5 / NKP5




Spare Parts Ordering Information



Threaded Adapter
N1633121



Pyramid Adapter Kit
N1970863



Laminating Adapter Kit
N1970862

NOHP3 / NKHP3

The polycentric construction of these knees provides a high degree of geometric stance stability, by means of their long side links, and a smooth pneumatically controlled swing phase. The High Performance cylinder, with independent adjustment of both flexion and extension, allows them to be used for patients of Mobility Class 3.

The NOHP3 is supplied with a male pyramid adapter to allow angular adjustment, whilst the NKHP3 comes with a laminating adapter, complete with adjustable alignment discs, making it particularly suitable for patients with very long residual limbs.

CES OSS K03: Read the NOHP3/NKHP3 clinical evaluation summary on the Steeper website.

NOHP3



NKHP3




Features and Benefits

- Polycentric construction provides improved ground clearance in swing phase
- Transition into swing phase adjustable by means of stance wedges
- Pneumatic cylinder with independent adjustment of flexion and extension
- Unlimited rotation and 5mm of shift in any direction are possible with either version, as is 10° of angular adjustment, this being achieved on the NKHP3 by means of a pair of wedge shaped rotatable discs



Unlimited rotation and 5mm of shift



High knee flexion angle 150°

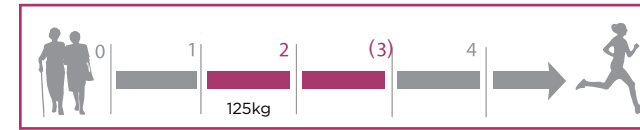


Pneumatic swing phase control

Ordering Information

Trial Period - There is no trial period on this knee, however please contact Customer Services or a Steeper Product Manager to enquire.

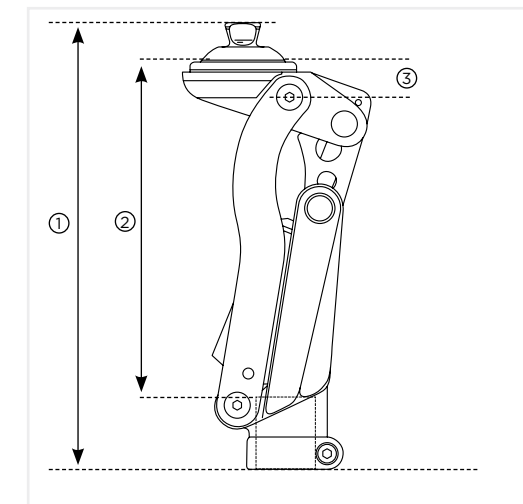
Mobility Class & Weight Limit



Part Number	Description
NOHP3	Pneumatic knee joint with pyramid adapter
NKHP3	Pneumatic knee joint with laminating adapter

Technical Information

	NOHP3	NKHP3
Material	Aluminium	Aluminium
Amputation Level	Transfemoral	Knee disarticulation, transfemoral
Total Fitted Height (1)	Approx 215mm	Approx 207mm
Effective Module Height (2)	Approx 158mm	Approx 168mm
Fitted Height (3)	Approx 18mm	Approx 27mm
Weight	Approx 1025g	Approx 1040g
Ground Clearance	Approx 1.5cm	Approx 1.5cm
Distal Connector	Integral 30mm tube receiver	Integral 30mm tube receiver
Swing Phase	Pneumatic	Pneumatic
Stance Phase	Adjustable stance geometry	Adjustable stance geometry
Axes	Polycentric	Polycentric
Flexion Angle without Socket	Approx 150°	Approx 150°
Maximum Patient Weight	125kg	125kg
Activity Level	2, (3)	2, (3)



Spare Parts Ordering Information

	Threaded Adapter N1633121
	Stance Wedge Kit N1970970
	Pyramid Adapter Kit N1970863
	Laminating Adapter Kit N1970862
	Spare Knee Cover N1970763

NOPASO / NKPASO

The polycentric construction of these knees provide a high degree of geometric stance stability, by means of their long side links, and a smooth pneumatically controlled swing phase. The smooth pneumatically controlled swing phase automatically adapts to a wide range of walking speeds (up to 7km/h) for a simple set up with no adjustment required.

The NOPASO is supplied with a male pyramid adapter to allow angular adjustment, whilst the NKPASO comes with a laminating adapter, complete with adjustable alignment discs, making it particularly suitable for patients with very long residual limbs.

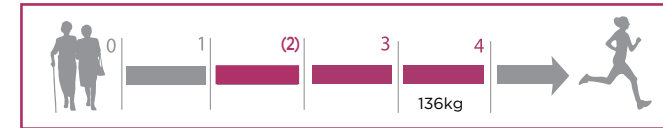
Features and Benefits

- Auto-adaptive pneumatic cylinder allows a wide range of walking speeds, as the cylinder automatically and instantly responds to the user's inputs, whilst maintaining a safe stance phase
- Transition into swing phase adjustable by means of stance wedges
- Geometric design creates stance phase stability at heel strike
- Polycentric construction provides improved ground clearance in swing phase
- Adapter allows unlimited rotation and 5mm of shift in any direction with either version, as is 10° of angular adjustment

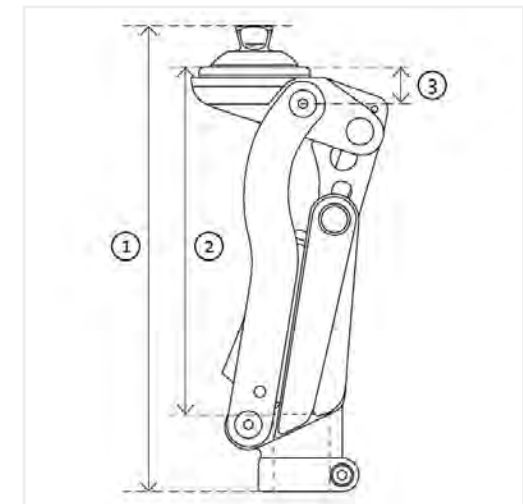
Ordering Information

Trial Period - There is no trial period on this knee, however please contact Customer Services or a Steeper Product Manager to enquire.

Mobility Class & Weight Limit



Part Number	Description
NOPASO	Pneumatic knee joint with pyramid adapter
NKPASO	Pneumatic knee joint with laminating adapter



NOPASO




NKPASO



Auto-adaptive pneumatic swing phase control



Adjustable stance geometry through wedges



Unlimited rotation and 5mm of shift



Polycentric stance stability


Technical Information

	NOPASO	NKPASO
Material	Aluminium and Carbon	Aluminium and Carbon
Amputation Level	Above knee	Knee disarticulation, transfemoral
Total Fitted Height (1)	Approx 215mm	Approx 207mm
Effective Module Height (2)	Approx 158mm	Approx 168mm
Fitted Height (3)	Approx 18mm	Approx 27mm
Weight	Approx 1050g	Approx 1065g
Ground Clearance	Approx 1.5cm	Approx 1.5cm
Distal Connector	Integral 30mm tube receiver	Integral 30mm tube receiver
Swing Phase	Pneumatic	Pneumatic
Stance Phase	Adjustable stance geometry	Adjustable stance geometry
Axes	Polycentric	Polycentric
Flexion Angle without Socket	Approx 150°	Approx 150°
Maximum Patient Weight	136kg	136kg
Activity Level	(2), 3, 4	(2), 3, 4

Spare Parts Ordering Information



Pyramid Adapter Kit
N1970863



Laminating Adapter Kit
N1970862



Threaded Adapter
N1633121



Stance Wedge Kit
N1970970

NOH5 / NKH5

The Össur NOH5 and NKH5 are polycentric knee units which are geometrically locked at heel strike. At toe-off the knee unlocks to allow a smooth transition into the swing phase. This is controlled by a hydraulic unit with three valves, two controlling the flexion and the third controlling the extension. These are independently adjustable to suit a range of walking speeds. The NOH5 is supplied with a male pyramid adapter to allow angular adjustment. The NKH5 comes with a laminating adapter, complete with adjustable alignment discs, making it particularly suitable for patients with very long residual limbs.

CES OSS K05: Read the NOH5/NKH5 clinical evaluation summary on the Steeper website.

NOH5



NKH5




Features and Benefits


- Polycentric construction provides improved ground clearance in swing phase
- High stance stability, even when taking small steps, or sidestepping
- Smooth transition into a controlled and finely adjustable swing phase through two flexion valves and an extension valve
- Integral extension assist spring and needle roller bearings
- Unlimited rotation and 5mm of shift in any direction are possible with either version, as is 10° of angular adjustment, this being achieved on the NKH5 by means of a pair of wedge shaped rotatable discs



Hydraulic swing phase control



High knee flexion angle 150°



Unlimited rotation & 5mm of shift

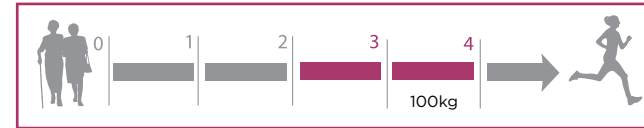


Integrated extension spring:
The integrated extension assist spring is adjustable to suit individual requirements.

Ordering Information

Trial Period - There is no trial period on this knee, however please contact Customer Services or a Steeper Product Manager to enquire.

Mobility Class & Weight Limit

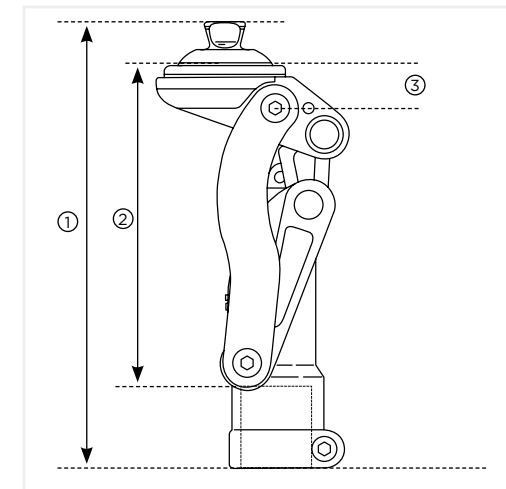


Part Number	Description
NOH5	Polycentric hydraulic knee joint with pyramid adapter
NKH5	Polycentric hydraulic knee joint with laminating adapter

Technical Information

	NOH5	NKH5
Material	Aluminium	Aluminium
Amputation Level	Transfemoral	Knee disarticulation, transfemoral
Total Fitted Height (1)	Approx 158mm	Approx 150mm
Effective Module Height (2)	Approx 105mm	Approx 115mm
Fitted Height (3)	Approx 17mm	Approx 26mm
Weight	Approx 590g	Approx 600g
Ground Clearance	Approx 1.3cm	Approx 1.3cm
Distal Connector	Integral 30mm tube receiver	Integral 30mm tube receiver
Swing Phase	Hydraulic	Hydraulic
Stance Phase	Stable stance geometry	Stable stance geometry
Axes	Polycentric	Polycentric
Flexion Angle without Socket	Approx 150°	Approx 150°
Maximum Patient Weight	100kg	100kg
Activity Level	3,4	3,4

Knees - Össur - NOH5 / NKH5




Spare Parts Ordering Information




Threaded Adapter

N1633121



Pyramid Adapter Kit

N1970863



Laminating Adapter Kit

N1970862

NOH7 / NKH7

The Össur NOH7/NKH7 is a polycentric knee unit which is geometrically locked at heel strike. At toe-off the knee unlocks to allow a smooth transition into the swing phase. This is controlled by a hydraulic unit with three valves, two controlling the flexion and the third controlling the extension. These are independently adjustable to suit a range of walking speeds.

The NOH7 is supplied with a male pyramid adapter to allow angular adjustment. The NKH7 comes with a laminating adapter, complete with adjustable alignment discs, making it particularly suitable for patients with very long residual limbs. The NOH7/NKH7 has the same mobility rating as the NOH5/NKH5, but some specification changes, allow an increase of the weight limit to 136kg.

NOH7




NKH7




Features and Benefits


- Polycentric construction provides improved ground clearance in swing phase
- High stance stability, even when taking small steps, or sidestepping
- Smooth transition into a controlled and finely adjustable swing phase through two flexion valves and one extension valve
- Integral extension assist spring and needle roller bearings
- Unlimited rotation and 5mm of shift in any direction are possible with either version, as is 10° of angular adjustment, this being achieved on the NKH7 by means of a pair of wedge shaped rotatable discs
- Optional wedge to increase sensitivity at toe-off




High knee flexion angle 150°



Unlimited rotation & 5mm of shift



Hydraulic swing phase control

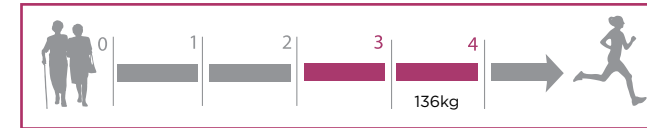


Integrated extension spring:
The integrated extension assist spring is adjustable to suit individual requirements.

Ordering Information

Trial Period - There is no trial period on this knee, however please contact Customer Services or a Steeper Product Manager to enquire.

Mobility Class & Weight Limit

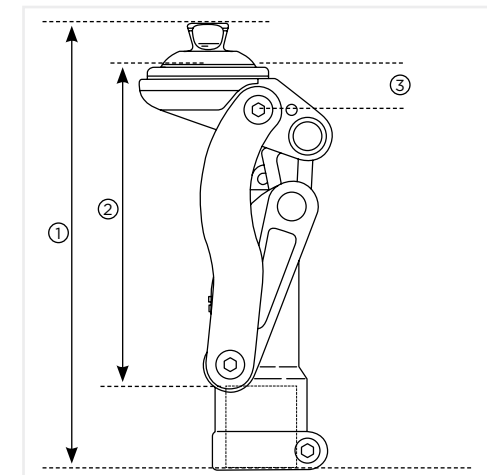


Part Number	Description
NOH7	Polycentric hydraulic knee joint with pyramid adapter
NKH7	Polycentric hydraulic knee joint with laminating adapter

Technical Information

	NOH7	NKH7
Material	Aluminium and Carbon	Aluminium and Carbon
Amputation Level	Transfemoral	Knee disarticulation, transfemoral
Total Fitted Height (1)	Approx 186mm	Approx 178mm
Effective Module Height (2)	Approx 134mm	Approx 143mm
Fitted Height (3)	Approx 19mm	Approx 28mm
Weight	Approx 930g	Approx 950g
Ground Clearance	Approx 1.2cm	Approx 1.2cm
Distal Connector	Integral 30mm tube receiver	Integral 30mm tube receiver
Swing Phase	Hydraulic	Hydraulic
Stance Phase	Adjustable stance geometry	Adjustable stance geometry
Axes	Polycentric	Polycentric
Flexion Angle without Socket	Approx 150°	Approx 150°
Maximum Patient Weight	136kg	136kg
Activity Level	3, 4	3, 4

Knees - Össur - NOH7 / NKH7



Spare Parts Ordering Information



Threaded Adapter
N1633121



Pyramid Adapter Kit
N1970863



Laminating Adapter Kit
N1970862

Kinegen Stream

The Kinegen Stream is a polycentric unit, with hydraulic swing phase control and a pneumatic extension assist, designed for active users weighting up to 150kg. It is geometrically stable in the stance phase and transitions smoothly into the well controlled swing phase, with little effort required and with excellent control of the final 10 degrees of extension, to prevent terminal impact

The Kinegen Stream has a 'cycling' mode enabled by the user by means of a lateral push button with a bicycle symbol.

Features and Benefits

- For active patients weighing up to 150kg
- 'Cycling' mode enabled by the user by means of a lateral push button with a bicycle symbol
- High performance hydraulic unit with precise adjustment allows an optimal, individual customisation of the joint
- Individually adjustable end position damping to reduce terminal impact
- Convenient front access to easily adjustable hydraulic swing phase damper



Convenient front access to damper

'Cycling' mode button



Ordering Information

Trial Period - There is no trial period on this knee, however please contact Customer Services or a Steeper Product Manager to enquire.

Mobility Class & Weight Limit

For active patients weighing up to 150kg.

Part Number	Description
NMA3A2500	Kinegen Stream knee with pyramid adapter (150kg)
NMA3A2500/4	Kinegen Stream knee with M36 (150kg) for use with 4 arm adapter NMA10A25/S
NMA3A2500/3	Kinegen Stream knee with M36 (125kg) for use with 3 arm adapter NMA10A21/S
NMA22A9	Lamination Dummy (suitable for either adapter)



NMA3A2500
Pyramid Adapter

NMA3A2500/4
M36 for 4-Arm
Socket

NMA3A2500/3
M36 for 3-Arm
Socket

Technical Information

	NMA3A2500	NMA3A2500/4	NMA3A2500/3
Proximal Connection	Pyramid adapter	M36 for 4-arm socket	M36 for 3 arm socket
Activity Level	K3	K3	K3
Maximum Patient Weight	150kg	150kg	125kg (the 3 prong socket adapter has a maximum weight limit of 125kg)
Distal Connection	Pyramid adapter	Pyramid adapter	Pyramid adapter
Knee Flexion Angle	136°	136°	136°
Weight	1110g	1150g	1120g
Effective Assembly Height	196mm	209mm	203mm
Total Height Joint Head	36mm	36mm	30mm
Total Height	224mm	222mm	217mm
Material	Aluminium	Aluminium	Aluminium

Seattle Select Stance Flexion Knee

The Seattle Select Stance Flexion Knee is a rugged polycentric unit which functions to a much higher level than might be expected from a pneumatically controlled knee. The Stance Phase Sensitivity is adjustable, effectively by changing the instant centre of rotation (ICR), making the transition into swing phase more or less sensitive.

The flexion and extension resistances of the swing phase control are also independently adjustable, as is the stance flexion resistance, with additional interchangeable stance flexion springs supplied to accommodate a wide range of patient weights and activity levels.

Features and Benefits

- Polycentric geometry creates effective shortening for improved ground clearance mid-swing
- Adjustable stance flexion with 9° of movement provides shock absorption at heel strike
- Independently adjustable flexion and extension of the pneumatic swing phase control
- Adjustable Stance Phase Sensitivity by means of changing the ICR
- Integral extension assist spring
- Available with built-in proximal pyramid or threaded adapter
- Equipped with built-in knee cap, increasing safety and preventing clothing from becoming caught in the mechanism

Ordering Information

Trial Period - There is no trial period on this knee, however please contact Customer Services or a Steeper Product Manager to enquire.

Impact Level Descriptions

Medium: Medium impact activities including light sports.

High: High impact activities such as running and basketball.

Additional Parts Ordering Information



Use with Threaded Pyramid Adapter

NTI-O1MS Weight limit 166kg

Using this adapter with the NSSK615-THR threaded top version of the knee allows a weight limit of 125kg, whilst providing the ease of alignment of the pyramid top version.

Part Number	Description
NSSK615	Select Stance Flexion Knee with integral pyramid
NSSK615-THR	Select Stance Flexion Knee with M36 threaded top

Technical Information


	NSSK615	NSSK615-THR
Weight Limit	100kg	125kg
Product Weight	1100g	1100g
Overall Height	24cm	23.5cm
Distance to Knee Centre	3cm	2cm
Flexion	145°	145°
Warranty	2 years	2 years

NSSK615



NSSK615-THR





Product Features



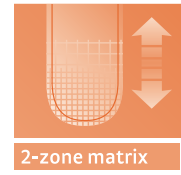
silicone gel

- High water vapour, permeability and very good climate exchange characteristics reducing perspiration and odours.
- Very high dimensional stability of the silicone structure for an exceptional fit
- Constant compression gradient, even with long-term use
- Microscopically smooth surface to prevent bacterial colonisation and to allow thorough cleaning.



Textile cover

- Durable, special textile cover for easy comfortable donning
- High quality, sheer, elastic Össur knit for an optimum fit
- Glides easily over the skin without a donning aid or spray



2-zone matrix

- Very high radial stretch for a step-free, gentle and comfortable transition in the matrix area
- Progressive stretch profile for very high soft-tissue grip



Flexible cup

- For simplified, shape-moulding and secure donning of the liner
- Very good damping properties for absorbing and thus reducing the resulting heel-strike impact in the socket
- No impairment of the fit or the wearing comfort because the distal end of the residual limb is ideally moulded and contained



2-zone-I matrix

- Step-free, gentle transition from the matrix area to the elastic area
- Progressive stretch profile for optimum soft-tissue grip
- Proprioception improved by internal 2-zone matrix



Flexring

- Improved fit which promotes the benefits of the flexible cup
- Neat distal edge, no fraying



Non-Stop-I-Matrix

- Very good adaptation to various residual limb shapes due to optimum radial elasticity (transverse stretch)
- Gentle to soft-tissue structures by preventing longitudinal stretch



Size marking

- Guaranteed follow-up supply
- Size and serial number coded for traceability and documentation




Easy Glide PLUS

- Proprioception improved by internal 2-zone-matrix
- Unique gliding surface coating for simple donning and doffing
- Simple, residue-free cleaning for the best possible hygiene
- Excellent stretch characteristics through elimination of textile cover



Umbrellan

- Umbrellan is a patented knitted fabric, combining very high elasticity with electromagnetic shielding
- Increased well-being and mobility by alleviation and/or removal of phantom pain, sensations and idiopathic residual limb pain



No Spray


- More independence thanks to Easy Glide PLUS coating
- No alcohol spray needed for turning the liner inside out or putting it on



TF-Matrix

- Adaptation to different residual thigh shapes thanks to very good radial elasticity (transverse stretch)
- Gentle to the soft-tissue structures by inhibiting longitudinal stretch
- More accurate control of the prosthesis with the residual limb due to improved proprioception

Liner Overview



Össur Liners	First	First 3	Soft C	Sensitive 3C	Sensitive 6C	Protect 3C	Protect 3C Cushion	Relax 3C /3C Cushion	Relax 6C /6C Cushion
Indications	Primary prosthesis	Primary prosthesis	Good residual limb	Sensitive residual limb tenderness to pressure	Sensitive residual limb tenderness to pressure	Diabetic, dry, atrophic skin allergies	Diabetic, dry, atrophic skin allergies	Phantom pain, sensations, idiopathic residual limb pain	Phantom pain, sensations, idiopathic residual limb pain
Mobility Class 1-4	1, 2	1, 2	1, 2, 3, 4	1, 2	1, 2	1, 2, 3	1, 2, 3, 4	1, 2, 3, 4	1, 2, 3, 4
Even residual limb shape, decreasing slightly distally, good soft-tissue cover	••	•	••	•	•	••	••	••	••
Residual limb more bony, rather poor soft-tissue cover and/or with scars	•	••	•	•	••	••	••	•	••
Residual limb more conical, good soft-tissue	•	••	•	••	•	••	••	••	•

• Suitable •• Particularly suitable

Össur Liners	AKOS TFS	AKOS TFC	Relax TFS	Relax TFC	4Seal Classic TFS	4Seal Classic TFC	4Seal Senso TFS	4Seal Senso TFC	4Seal Pure TFS	4Seal Pure TFC
Indications	Promotes grip between prosthesis and residual limb	Promotes grip between prosthesis and residual limb	Phantom pain, sensations, idiopathic residual limb	Phantom pain, sensations, idiopathic residual limb	Suction seal suspension plus phantom pain relief	Suction seal suspension plus phantom pain relief	Suction seal suspension plus phantom pain relief	Suction seal suspension plus phantom pain relief	Suction seal suspension plus phantom pain relief	Suction seal suspension plus phantom pain relief
Mobility Class 1-4	1, 2, 3, 4	1, 2, 3, 4	1, 2, 3, 4	1, 2, 3, 4	1, 2, 3, 4	1, 2, 3, 4	1, 2, 3, 4	1, 2, 3, 4	1, 2, 3, 4	1, 2, 3, 4
TFS, even residual limb shape	••	•	••	•	••	•	••	•	••	•
TFC, conical residual limb shape	•	••	•	•	•	•	•	••	•	••

• Suitable •• Particularly suitable

First Liner

The First liner is a clear, soft silicone interface liner that is suitable for below knee (transtibial) amputees up to mobility class 2 with good soft tissue coverage. The unique self-gliding surface on the outside of the liner allows the liner to be fitted and removed easily without the need for time consuming sprays. The liner features a 2-zone matrix which reduces shear forces on the underlying soft tissue. As there is no fabric cover there is no restriction of the liner's radial elasticity.

CES OSS LO1: Read the First liner clinical evaluation summary on the Steeper website.

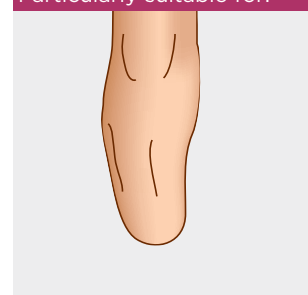


Features and Benefits



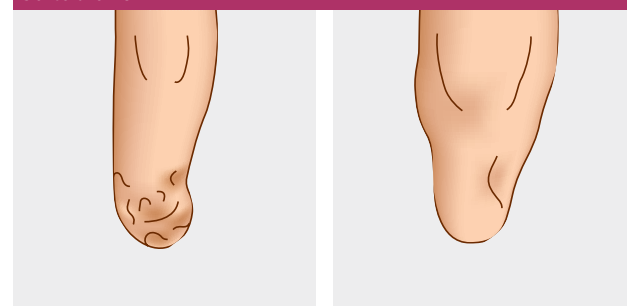
Residual Limb Suitability

Particularly suitable for:



Even residual limb shape, decreasing slightly distally, good soft tissue cover

Suitable for:



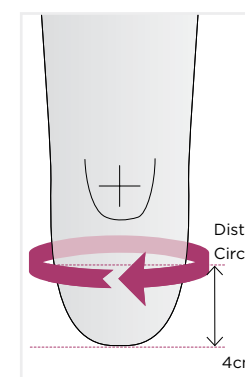
Residual limb bonier, rather poor soft tissue cover and/or with severe scars

More conical residual limb shape, good soft tissue cover

Ordering Information

Size	5+3cm Matrix Part Number	10+3cm Matrix Part Number
18cm	NMF92318	NMF92118
20cm	NMF92320	NMF92120
22cm	NMF92322	NMF92122
23.5cm	NMF92323	NMF92123
25cm	NMF92325	NMF92125
26.5cm	NMF92326	NMF92126
28cm	NMF92328	NMF92128
30cm	NMF92330	NMF92130
32cm	NMF92332	NMF92132
34cm	NMF92334	NMF92134
36cm	NMF92336	NMF92136
38cm	NMF92338	NMF92138
40cm	NMF92340	NMF92140
42cm	NMF92342	NMF92142
45cm	NMF92345	NMF92145

Size Selection



Determining the size

1. Measure the circumference of the residual limb 4cm above the distal end of the residual limb.
2. Attention: Bony structures (e.g. end of the tibia) must be included in the circumference. If the distal tibia is not located within the above measurement, measure higher than 4cm above the distal end of the residual limb.
3. The circumference minus 0-1 liner size determines the size to be ordered.

Determining the matrix

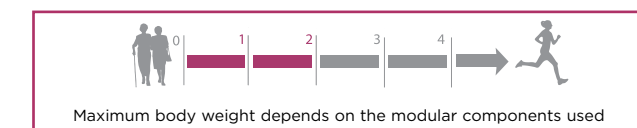
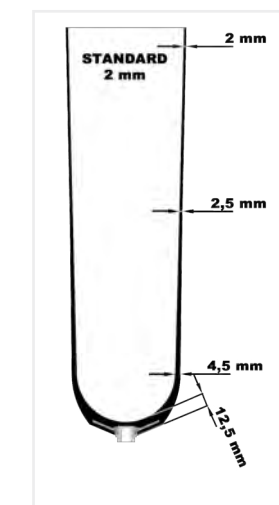
1. Measure the distance from the distal end of the residual limb to the head of the fibula.
2. Attention: The matrix must not go above the head of the fibula.

Notes on trimming

1. The matrix must not be cut.
2. The trim line for a lower leg prosthesis should lie at least 10cm above the region of the socket edge.
3. Use the Össur pinking scissors for trimming (Part No. N1950006).

Technical Information

Material	Silicone, Transparent
Matrix	Proprioceptive 2-zone matrix, internal 5+3cm and 10+3cm
Length	Approx 35cm
Amputation Level	Transtibial
Distal Connector	Pin Adapter
Items Included	Silicone glue, Össur washing and drying stand



Replaceable With:



Össur Liner Soft C

Page 138

First 3 Liner

The First 3 liner is a clear, soft silicone interface liner with integrated thicker distal walls to provide additional cushioning. It is suitable for below knee (transtibial) amputees up to mobility class 2. It features the unique self-gliding outer surface to allow for easier fitting and removal without the need for alcohol sprays or talcum powder. The liner has a 2-zone matrix which reduces shear forces on the underlying soft tissue. As there is no fabric cover there is no restriction of the liner's radial elasticity.

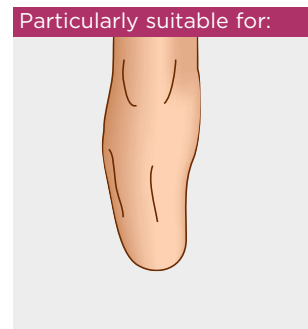
CES OSS LO1: Read the First liner clinical evaluation summary on the Steeper website.



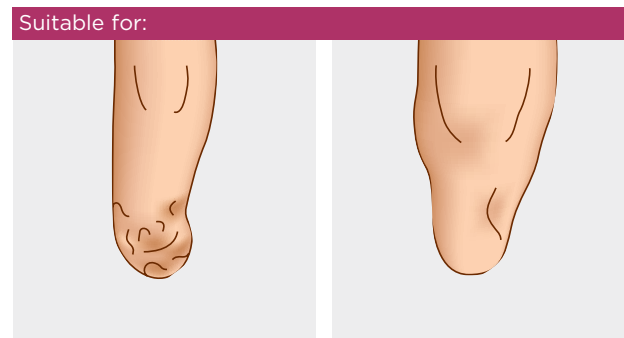
Features and Benefits



Residual Limb Suitability



Even residual limb shape, decreasing slightly distally, good soft tissue cover



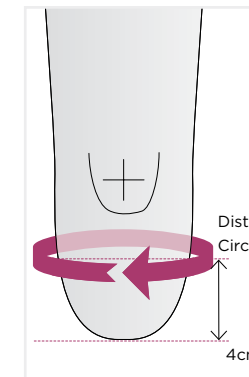
Residual limb bonier, rather poor soft tissue cover and/or with severe scars

More conical residual limb shape, good soft tissue cover

Ordering Information

Size	5+3cm Matrix Part Number	10+3cm Matrix Part Number
18cm	NMF94318	NMF94118
20cm	NMF94320	NMF94120
22cm	NMF94322	NMF94122
23.5cm	NMF94323	NMF94123
25cm	NMF94325	NMF94125
26.5cm	NMF94326	NMF94126
28cm	NMF94328	NMF94128
30cm	NMF94330	NMF94130
32cm	NMF94332	NMF94132
34cm	NMF94334	NMF94134
36cm	NMF94336	NMF94136
38cm	NMF94338	NMF94138
40cm	NMF94340	NMF94140
42cm	NMF94342	NMF94142
45cm	NMF94345	NMF94145

Size Selection



Determining the size

1. Measure the circumference of the residual limb 4cm above the distal end of the residual limb.
2. Attention: Bony structures (e.g. end of the tibia) must be included in the circumference. If the distal tibia is not located within the above measurement, measure higher than 4cm above the distal end of the residual limb.
3. The circumference minus 0-1 liner size determines the size to be ordered.

Determining the matrix

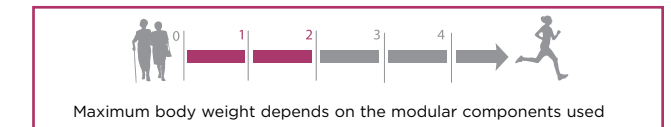
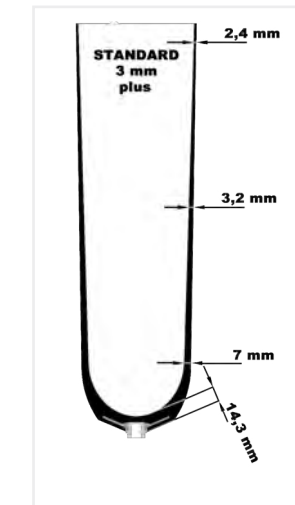
1. Measure the distance from the distal end of the residual limb to the head of the fibula.
2. Attention: The matrix must not go above the head of the fibula.

Notes on trimming

1. The matrix must not be cut.
2. The trim line for a lower leg prosthesis should lie at least 10cm above the region of the socket edge.
3. Use the Össur pinking scissors for trimming (Part No. N1950006).

Technical Information

Material	Silicone, Transparent
Matrix	Proprioceptive 2-zone matrix, internal 5+3cm and 10+3cm
Length	Approx 35cm
Amputation Level	Transtibial
Distal Connector	Pin Adapter
Items Included	Silicone glue, Össur washing and drying stand



Replaceable With:




Soft C Liner

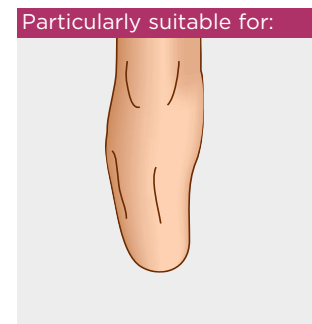
The Soft C liner is a white silicone interface liner suitable for below knee (transtibial) amputees of all mobility classes with good or limited soft tissue coverage. A durable outer textile cover allows the liner to be fitted and removed easily without the need for time consuming sprays. The liner features a 2-zone matrix which reduces shearing forces on the underlying soft tissue. It also benefits from increased puncture resistance ensuring more resistance to everyday use.

CES OSS LO2: Read the Soft C liner clinical evaluation summary on the Steeper website.

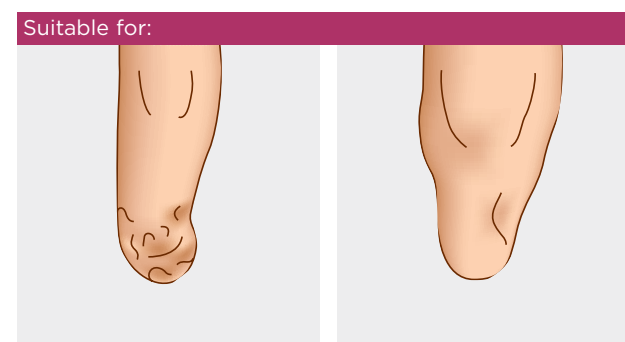
Features and Benefits



Residual Limb Suitability



Even residual limb shape, decreasing slightly distally, good soft tissue cover



Residual limb bonier, rather poor soft tissue cover and/or with severe scars

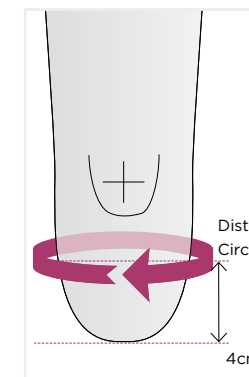
More conical residual limb shape, good soft tissue cover



Ordering Information

Size	5+3cm Matrix Part Number	10+3cm Matrix Part Number
18cm	NM890318	NM890418
20cm	NM890320	NM890420
22cm	NM890322	NM890422
23.5cm	NM890323	NM890423
25cm	NM890325	NM890425
26.5cm	NM890326	NM890426
28cm	NM890328	NM890428
30cm	NM890330	NM890430
32cm	NM890332	NM890432
34cm	NM890334	NM890434
36cm	NM890336	NM890436
38cm	NM890338	NM890438
40cm	NM890340	NM890440
42cm	NM890342	NM890442
45cm	NM890345	NM890445

Size Selection



Determining the size

1. Measure the circumference of the residual limb 4cm above the distal end of the residual limb.
2. Attention: Bony structures (e.g. end of the tibia) must be included in the circumference. If the distal tibia is not located within the above measurement, measure higher than 4cm above the distal end of the residual limb.
3. The circumference minus 0-1 liner size determines the size to be ordered.

Determining the matrix

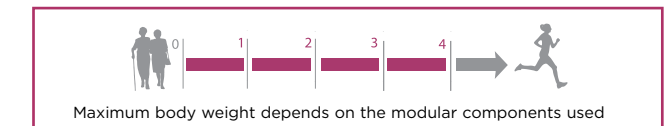
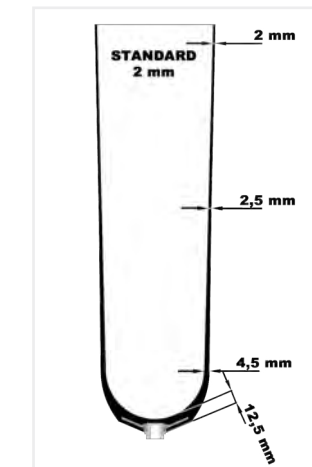
1. Measure the distance from the distal end of the residual limb to the head of the fibula.
2. Attention: The matrix must not go above the head of the fibula.

Notes on trimming

1. The matrix must not be cut.
2. The trim line for a lower leg prosthesis should lie at least 10cm above the region of the socket edge.
3. Use the Össur pinking scissors for trimming (Part No. N1950006).

Technical Information

Material	Silicone, skin colour
Matrix	2-zone matrix, internal 5+3cm and 10+3cm
Length	Approx 35cm
Amputation Level	Transtibial
Distal Connector	Pin Adapter
Items Included	Silicone glue, Össur washing and drying stand



Replaceable With:



Össur Liner First


Page 134

Sensitive 3C Liner

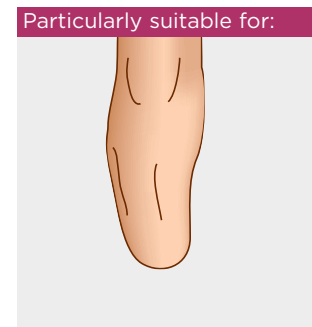
The Sensitive liner is a silicone interface liner that is suitable for below knee (transtibial) amputees up to mobility class 2 with reduced soft tissue coverage and/or scar tissue as the soft silicone provides additional cushioning. A durable outer textile cover allows the liner to be fitted and removed easily without the need for time consuming sprays.

CES OSS L03: Read the Sensitive 3C liner clinical evaluation summary on the Steeper website.

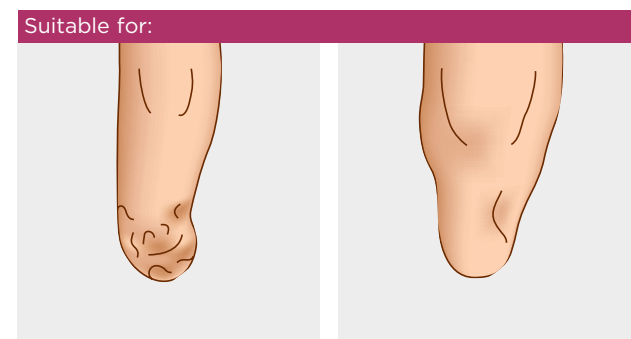
Features and Benefits



Residual Limb Suitability



Even residual limb shape, decreasing slightly distally, good soft tissue cover



Residual limb bonier, rather poor soft tissue cover and/or with severe scars

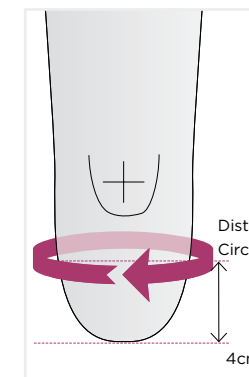
More conical residual limb shape, good soft tissue cover



Ordering Information

Size	5+3cm Matrix Part Number	10+3cm Matrix Part Number
18cm	NM891318	NM891518
20cm	NM891320	NM891520
22cm	NM891322	NM891522
23.5cm	NM891323	NM891523
25cm	NM891325	NM891525
26.5cm	NM891326	NM891526
28cm	NM891328	NM891528
30cm	NM891330	NM891530
32cm	NM891332	NM891532
34cm	NM891334	NM891534
36cm	NM891336	NM891536
38cm	NM891338	NM891538
40cm	NM891340	NM891540
42cm	NM891342	NM891542
45cm	NM891345	NM891545

Size Selection



Determining the size

1. Measure the circumference of the residual limb 4cm above the distal end of the residual limb.

2. Attention: Bony structures (e.g. end of the tibia) must be included in the circumference. If the distal tibia is not located within the above measurement, measure higher than 4cm above the distal end of the residual limb.

3. The circumference minus 0-1 liner size determines the size to be ordered.

Determining the matrix

1. Measure the distance from the distal end of the residual limb to the head of the fibula.

2. Attention: The matrix must not go above the head of the fibula.

Notes on trimming

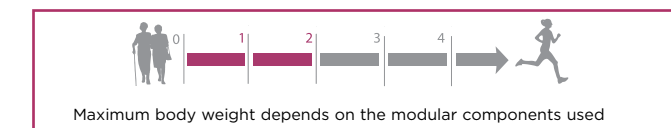
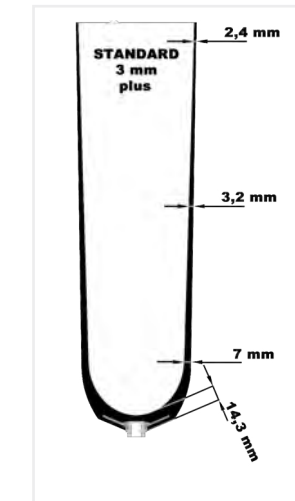
1. The matrix must not be cut.

2. The trim line for a lower leg prosthesis should lie at least 10cm above the region of the socket edge.

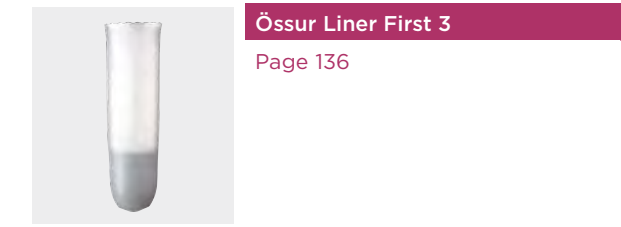
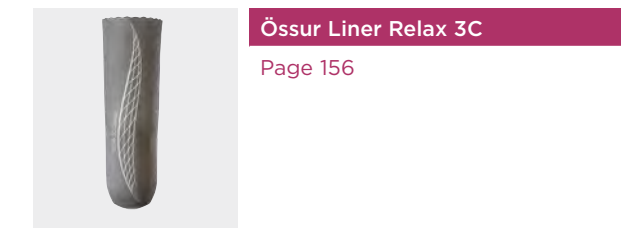
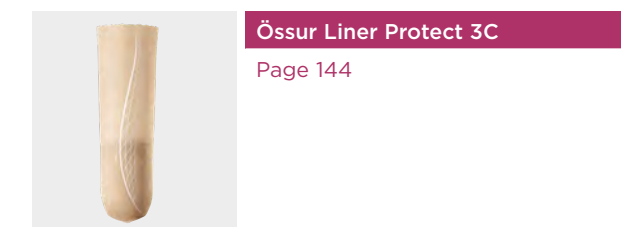
3. Use the Össur pinking scissors for trimming (Part No. N1950006).

Technical Information

Material	Silicone
Matrix	2-zone matrix, internal 5+3cm and 10+3cm
Length	Approx 35cm
Amputation Level	Transtibial
Distal Connector	Pin Adapter
Items Included	Silicone glue, Össur washing and drying stand



Replaceable With:




Sensitive 6C Liner

The Sensitive liner is a silicone interface liner that is suitable for below knee (transtibial) amputees up to mobility class 2 with reduced soft tissue coverage and/or scar tissue as the soft silicone provides additional cushioning. A durable outer textile cover allows the liner to be fitted and removed easily without the need for time consuming sprays.

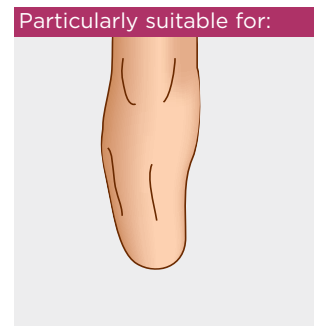
CES OSS L03: Read the Sensitive 6C liner clinical evaluation summary on the Steeper website.



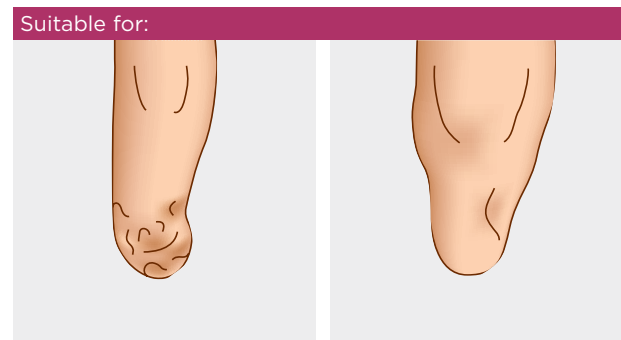
Features and Benefits



Residual Limb Suitability



Even residual limb shape, decreasing slightly distally, good soft tissue cover



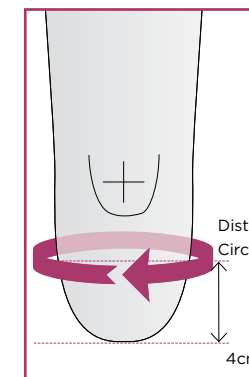
Residual limb bonier, rather poor soft tissue cover and/or with severe scars

More conical residual limb shape, good soft tissue cover

Ordering Information

Size	5+3cm Matrix Part Number	10+3cm Matrix Part Number
18cm	NM891618	NM891418
20cm	NM891620	NM891420
22cm	NM891622	NM891422
23.5cm	NM891623	NM891423
25cm	NM891625	NM891425
26.5cm	NM891626	NM891426
28cm	NM891628	NM891428
30cm	NM891630	NM891430
32cm	NM891632	NM891432
34cm	NM891634	NM891434
36cm	NM891636	NM891436
38cm	NM891638	NM891438
40cm	NM891640	NM891440
42cm	NM891642	NM891442
45cm	NM891645	NM891445

Size Selection



Determining the size

1. Measure the circumference of the residual limb 4cm above the distal end of the residual limb.
2. Attention: Bony structures (e.g. end of the tibia) must be included in the circumference. If the distal tibia is not located within the above measurement, measure higher than 4cm above the distal end of the residual limb.
3. The circumference minus 0-1 liner size determines the size to be ordered.

Determining the matrix

1. Measure the distance from the distal end of the residual limb to the head of the fibula.
2. Attention: The matrix must not go above the head of the fibula.

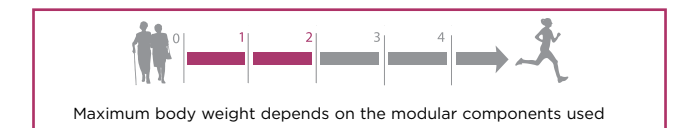
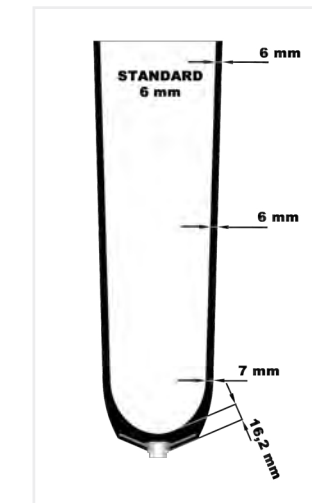
Notes on trimming

1. The matrix must not be cut.
2. The trim line for a lower leg prosthesis should lie at least 10cm above the region of the socket edge.
3. Use the Össur pinking scissors for trimming (Part No. N1950006).

Liners - Össur - Sensitive 6C

Technical Information

Material	Silicone
Matrix	2-zone matrix, internal 5+3cm and 10+3cm
Length	Approx 35cm
Amputation Level	Transtibial
Distal Connector	Pin Adapter
Items Included	Silicone glue, Össur washing and drying stand



Replaceable With:



Össur Relax 6C

Page 158

Protect 3C Liner

The Protect 3C liner is a soft silicone liner that is particularly suitable for below knee (transtibial) amputees up to mobility class 3 with reduced soft tissue coverage and poor skin condition. It contains a surgical grade oil and vitamin E which reduces adhesion, making the liner easier to put on and take off and may improve skin condition in as little as 3 days.

The extra wall thickness of this liner provides very good cushioning and high comfort. An outer textile cover allows the liner to be fitted and removed easily without the need for time consuming sprays.

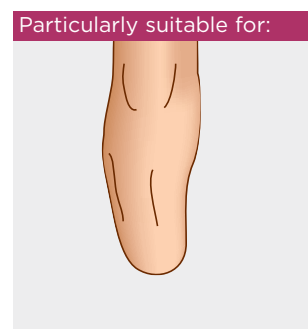
CES OSS L05: Read the Protect 3C liner clinical evaluation summary on the Steeper website.



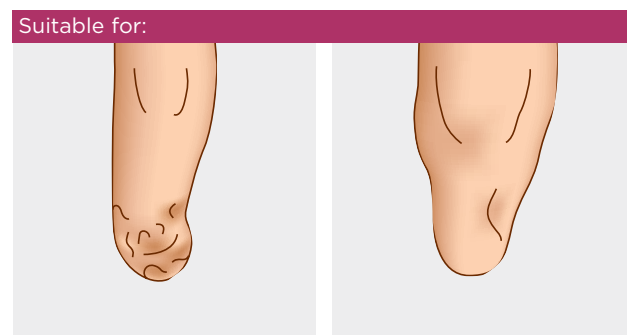
Features and Benefits



Residual Limb Suitability



Particularly suitable for:
Even residual limb shape, decreasing slightly distally, good soft tissue cover



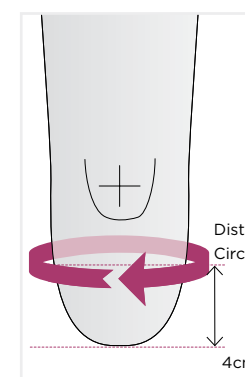
Suitable for:
Residual limb bonier, rather poor soft tissue cover and/or with severe scars

More conical residual limb shape, good soft tissue cover

Ordering Information

Size	5+3cm Matrix Part Number	10+3cm Matrix Part Number
18cm	NMC97218	NMC97118
20cm	NMC97220	NMC97120
22cm	NMC97222	NMC97122
23.5cm	NMC97223	NMC97123
25cm	NMC97225	NMC97125
26.5cm	NMC97226	NMC97126
28cm	NMC97228	NMC97128
30cm	NMC97230	NMC97130
32cm	NMC97232	NMC97132
34cm	NMC97234	NMC97134
36cm	NMC97236	NMC97136
38cm	NMC97238	NMC97138
40cm	NMC97240	NMC97140
42cm	NMC97242	NMC97142
45cm	NMC97245	NMC97145

Size Selection



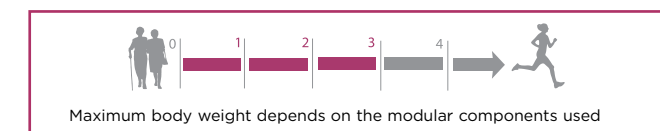
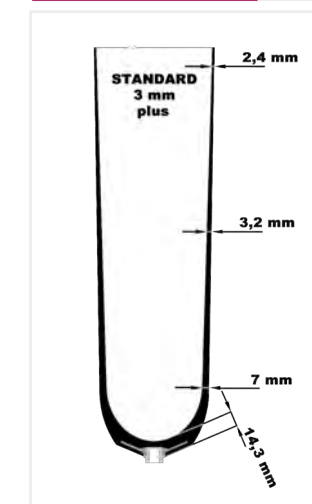
- Determining the size**
1. Measure the circumference of the residual limb 4cm above the distal end of the residual limb.
 2. Attention: Bony structures (e.g. end of the tibia) must be included in the circumference. If the distal tibia is not located within the above measurement, measure higher than 4cm above the distal end of the residual limb.
 3. The circumference minus 0-1 liner size determines the size to be ordered.

- Determining the matrix**
1. Measure the distance from the distal end of the residual limb to the head of the fibula.
 2. Attention: The matrix must not go above the head of the fibula.

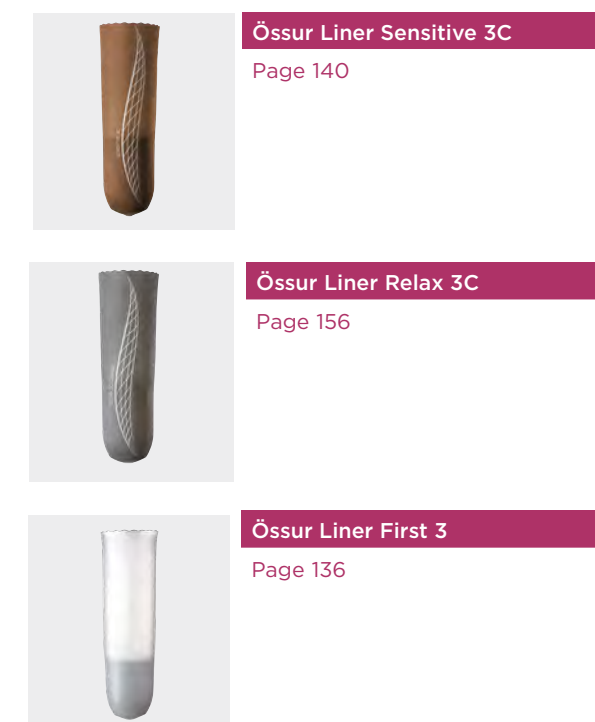
- Notes on trimming**
1. The matrix must not be cut.
 2. The trim line for a lower leg prosthesis should lie at least 10cm above the region of the socket edge.
 3. Use the Össur pinking scissors for trimming (Part No. N1950006).

Technical Information

Material	Silicone gel, opaque
Matrix	2-zone matrix, internal 5+3cm and 10+3cm
Length	Approx 35cm
Amputation Level	Transtibial
Distal Connector	Pin Adapter
Items Included	Silicone glue, Össur washing and drying stand



Replaceable With:



Protect 3C Cushion Liner

The Protect 3C Cushion liner is a soft silicone liner that is particularly suitable for below knee (transtibial) amputees up to mobility class 3 with reduced soft tissue coverage and poor skin condition. It contains a surgical grade oil and vitamin E, which reduces adhesion, making the liner easier to put on and take off and may improve skin condition in as little as 3 days.

Designed to be used in a total contact socket with expulsion valve and suction sleeve, such as the Össur Genu, a high level of suspension can be achieved. The extra wall thickness of this liner provides very good cushioning and high comfort. An outer texture cover allows the liner to be fitted and removed easily without the need for time consuming sprays.

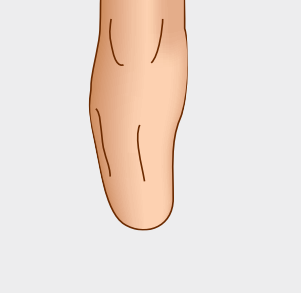


Features and Benefits



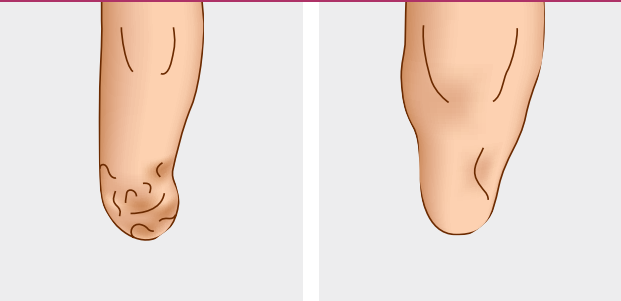
Residual Limb Suitability

Particularly suitable for:



Even residual limb shape, decreasing slightly distally, good soft tissue cover

Suitable for:

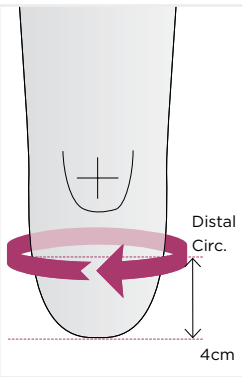


Residual limb bonier, rather poor soft tissue cover and/or with severe scars More conical residual limb shape, good soft tissue cover

Ordering Information

Size	Part Number
18cm	NMC97318
20cm	NMC97320
22cm	NMC97322
23.5cm	NMC97323
25cm	NMC97325
26.5cm	NMC97326
28cm	NMC97328
30cm	NMC97330
32cm	NMC97332
34cm	NMC97334
36cm	NMC97336
38cm	NMC97338
40cm	NMC97340
42cm	NMC97342
45cm	NMC97345

Size Selection

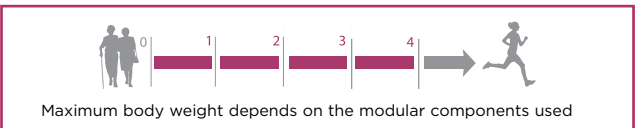
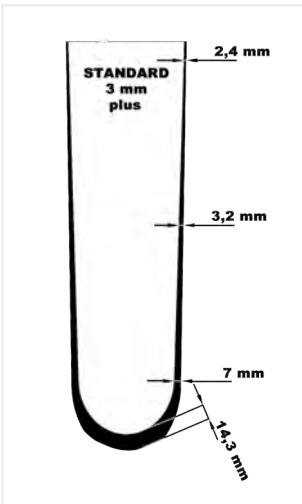


- Determining the size**
1. Measure the circumference of the residual limb 4cm above the distal end of the residual limb.
 2. Attention: Bony structures (e.g. end of the tibia) must be included in the circumference. If the distal tibia is not located within the above measurement, measure higher than 4cm above the distal end of the residual limb.
 3. The circumference minus 0-1 liner size determines the size to be ordered.

- Notes on trimming**
1. The matrix must not be cut.
 2. The trim line for a lower leg prosthesis should lie at least 10cm above the region of the socket edge.
 3. Use the Össur pinking scissors for trimming (Part No. N1950006).

Technical Information

Material	Silicone gel, opaque
Length	Approx 35cm
Amputation Level	Transtibial
Distal Connector	None
Items Included	Silicone glue, Össur washing and drying stand



Replaceable With:



Össur Relax 3C Cushion
Page 160

4Seal TFS and TFC Classic Liners


This 4Seal Liner is designed for use in a socket with a distal expulsion valve and provides excellent suspension by means of its four integral seals.

The Easy Glide surface and flexible nature of the seals make it simple to roll on and negates the need for any lubricant when donning the socket.

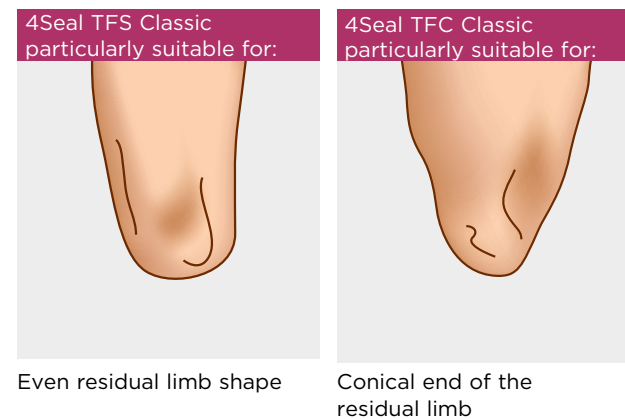
Umbrellan fabric contained within the silicone as part of the liner matrix, provides both increased durability and pain-relieving effect from phantom limb pain, phantom limb sensation and idiopathic residual limb pain.

CES OSS L13: Read the 4Seal TFS and TFC Classic liners clinical evaluation summary on the Steeper website.

Features and Benefits

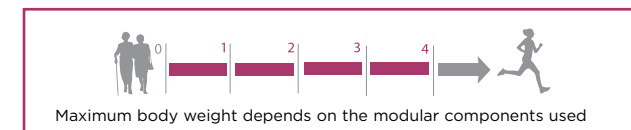


Residual Limb Suitability



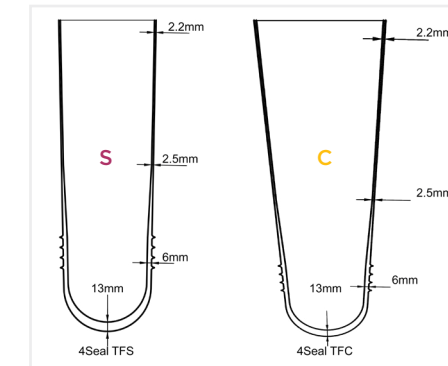
Ordering Information

Ordering Information			
4Seal TFS		4Seal TFC	
Size	Part Number	Size	Part Number
26.5cm	NM891726	25cm	NM891825
28cm	NM891728	26.5cm	NM891826
30cm	NM891730	28cm	NM891828
32cm	NM891732	30cm	NM891830
34cm	NM891734	32cm	NM891832
36cm	NM891736	34cm	NM891834
38cm	NM891738	36cm	NM891836
40cm	NM891740	38cm	NM891838
45cm	NM891745	40cm	NM891840
50cm	NM891750		



Technical Information

Material	Silicone, transparent
Matrix	Continuous fabric within the silicone
Length	Approx 40cm
Amputation Level	Transfemoral
Items Included	Instruction manual, drying stand, Umbrellan pain relief diary and pain scale
Warranty	6 months

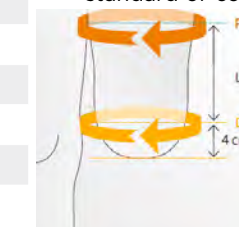


Size Selection

Distal Circ. D (Height 4cm)	Res.Limb Length L	Res.Limb Length L	Res.Limb Length L	Res.Limb Length L	Res.Limb Length L	Liner Size
	10 - 15	15 - 20	20 - 25	25 - 30	30 - 35	
	Proximal Circumference P *					
24 - 26.5	< 30 >	< 34 >	< 36 >	< 39 >	< 42 >	25
26.5 - 28	< 31 >	< 35 >	< 38 >	< 41 >	< 44 >	26.5
28 - 30	< 33 >	< 37 >	< 40 >	< 43 >	< 46 >	28
30 - 32	< 35 >	< 39 >	< 42 >	< 46 >	< 49 >	30
32 - 34	< 36 >	< 41 >	< 45 >	< 48 >	< 52 >	32
34 - 36	< 38 >	< 43 >	< 47 >	< 51 >	< 54 >	34
36 - 38	< 40 >	< 45 >	< 49 >	< 53 >	< 57 >	36
38 - 40	< 42 >	< 47 >	< 51 >	< 56 >	< 60 >	38
40 - 45	< 44 >	< 49 >	< 54 >	< 58 >	< 62 >	40
45 - 50	S	S	S	S	S	45
50 - 55	S	S	S	S	S	50
	S C	S C	S C	S C	S C	

Determining the size


- Determine the **circumferential dimension D (distal)** of the residual limb 4 cm above the distal end. The circumferential dimension minus 0-1 results in the Össur liner size. **Caution:** Bony structures (such as the edge of the femur) must be included in the circumferential dimension.
- Determine the residual limb length L, from the end (minus 4 cm) to the inseam height (perineum).
- Determine the **circumferential dimension P (proximal)** at the inseam height (perineum).*
- The residual limb length and circumference are the basis for selecting the correct version of the Össur liner (transfemoral, standard or conical).



***Explanation of the table: standard / conical**
 A standard liner (= S) applies if the proximal circumference P is below the reference value (<). A conical liner (= C) applies if the proximal circumference P is above the reference value (>).

Össur 4Seal Volume Compression Sleeves

The Össur volume compensation stocking with integrated non-slip top band also features innovative EASY CUT technology. The stocking compensates for variations in volume and can easily be shortened to five different lengths without having to separate it, meaning, no additional sewing is necessary.



Ordering Information				
Size	Össur 4Seal TFS Size	Össur 4Seal TFC Size	Length	Part Number
Small	26.5 - 32 cm	25 - 28 cm	24cm	N1880010
Medium	34 - 40 cm	30 - 34 cm	24cm	N1880011
Large	45 - 50 cm	36 - 40 cm	24cm	N1880012

4Seal TFS and TFC Senso Liners

The 4Seal Senso above-knee liner TFS/TFC allows a secure connection between the residual limb and the prosthesis. An especially soft thread is woven into the matrix of the 4Seal Senso. This results in a pleasantly smooth surface inside the liner for the care of very sensitive residual limb skin.

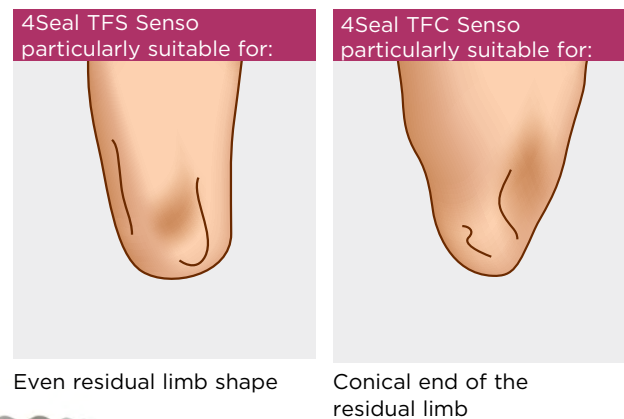
The silicone used is very stable, kind to skin and easy to clean. Due to four comfortable and flexible sealing fins, it is possible to provide a pleasant wearing comfort without constriction.

The liner can be turned inside out and put on without having to use any alcohol spray, providing more flexibility and independence.

Features and Benefits



Residual Limb Suitability



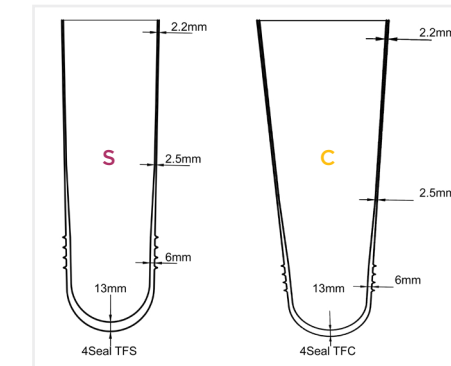
Ordering Information

Ordering Information			
4Seal Senso TFS		4Seal Senso TFC	
Size	Part Number	Size	Part Number
26.5cm	NM896326	25cm	NM896425
28cm	NM896328	26.5cm	NM896426
30cm	NM896330	28cm	NM896428
32cm	NM896332	30cm	NM896430
34cm	NM896334	32cm	NM896432
36cm	NM896336	34cm	NM896434
38cm	NM896338	36cm	NM896436
40cm	NM896340	38cm	NM896438
45cm	NM896345	40cm	NM896440
50cm	NM896350		



Technical Information

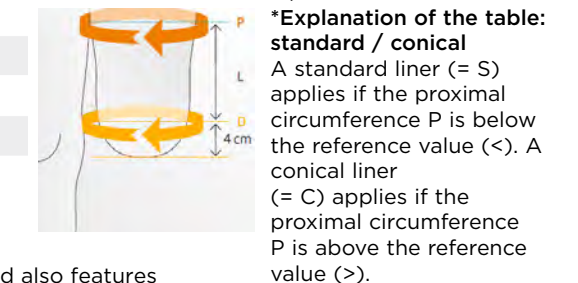
Material	Silicone
Matrix	Proprioceptive, continuous, internal
Length	Approx 40cm
Amputation Level	Transfemoral
Items Included	Instruction manual, drying stand
Warranty	6 months



Size Selection


Distal Circ. D (Height 4cm)	Res.Limb Length L	Res.Limb Length L	Res.Limb Length L	Res.Limb Length L	Res.Limb Length L	Liner Size
	10 - 15	15 - 20	20 - 25	25 - 30	30 - 35	
Proximal Circumference P*						
24 - 26.5	- 30 >	- 34 >	- 36 >	- 39 >	- 42 >	25
26.5 - 28	< 31 >	< 35 >	< 38 >	< 41 >	< 44 >	26.5
28 - 30	< 33 >	< 37 >	< 40 >	< 43 >	< 46 >	28
30 - 32	< 35 >	< 39 >	< 42 >	< 46 >	< 49 >	30
32 - 34	< 36 >	< 41 >	< 45 >	< 48 >	< 52 >	32
34 - 36	< 38 >	< 43 >	< 47 >	< 51 >	< 54 >	34
36 - 38	< 40 >	< 45 >	< 49 >	< 53 >	< 57 >	36
38 - 40	< 42 >	< 47 >	< 51 >	< 56 >	< 60 >	38
40 - 45	< 44 >	< 49 >	< 54 >	< 58 >	< 62 >	40
45 - 50	S	S	S	S	S	45
50 - 55	S	S	S	S	S	50
	S C	S C	S C	S C	S C	

- Determining the size**
- Determine the **circumferential dimension D (distal)** of the residual limb 4 cm above the distal end. The circumferential dimension minus 0-1 results in the Össur liner size. **Caution:** Bony structures (such as the edge of the femur) must be included in the circumferential dimension.
 - Determine the residual limb length L, from the end (minus 4 cm) to the inseam height (perineum).
 - Determine the **circumferential dimension P (proximal)** at the inseam height (perineum).*
 - The residual limb length and circumference are the basis for selecting the correct version of the Össur liner (transfemoral, standard or conical).



Össur 4Seal Volume Compression Sleeves

The Össur volume compensation stocking with integrated non-slip top band also features innovative EASY CUT technology. The stocking compensates for variations in volume and can easily be shortened to five different lengths without having to separate it, meaning, no additional sewing is necessary.



Ordering Information				
Size	Össur 4Seal TFS Size	Össur 4Seal TFC Size	Length	Part Number
Small	26.5 - 32 cm	25 - 28 cm	24cm	N1880010
Medium	34 - 40 cm	30 - 34 cm	24cm	N1880011
Large	45 - 50 cm	36 - 40 cm	24cm	N1880012

4Seal TFS and TFC Pure Liners

The 4Seal Pure TFS/TFC above-knee liner ensures a secure connection between residual limb and prosthesis. This liner does not have a matrix and is available as a special order.

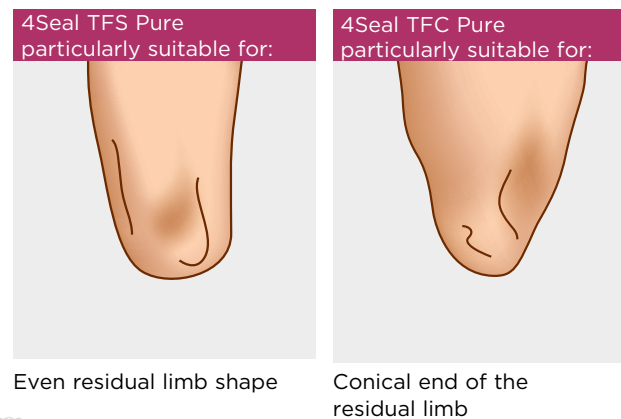
The silicone used is very flexible due to extra stretchability. Furthermore, it is stable, kind to skin and easy to clean. Its four comfortable and flexible sealing fins makes the liner very comfortable to wear without constricting the tissues.

The liner can be turned inside out and put on without having to use any alcohol spray, providing more flexibility and independence.

Features and Benefits

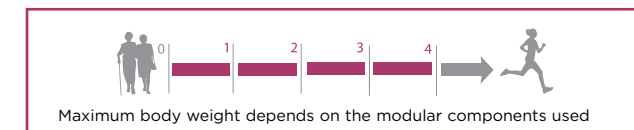


Residual Limb Suitability



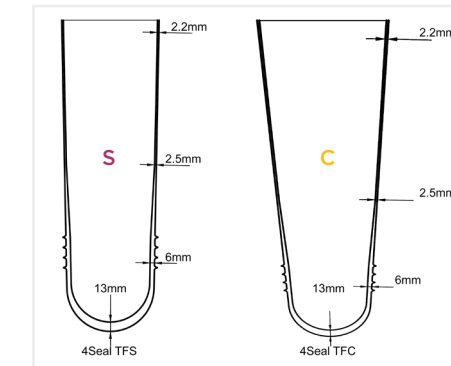
Ordering Information

Ordering Information			
4Seal Pure TFS		4Seal Pure TFC	
Size	Part Number	Size	Part Number
26.5cm	NM896526	25cm	NM896625
28cm	NM896528	26.5cm	NM896626
30cm	NM896530	28cm	NM896628
32cm	NM896532	30cm	NM896630
34cm	NM896534	32cm	NM896632
36cm	NM896536	34cm	NM896634
38cm	NM896538	36cm	NM896636
40cm	NM896540	38cm	NM896638
45cm	NM896545	40cm	NM896640
50cm	NM896550		



Technical Information

Material	Silicone
Matrix	None
Length	Approx 40cm
Amputation Level	Transfemoral
Items Included	Instruction manual, drying stand
Warranty	6 months

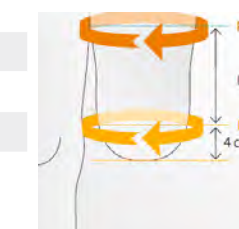


Size Selection

Distal Circ. D (Height 4cm)	Res.Limb Length L	Res.Limb Length L	Res.Limb Length L	Res.Limb Length L	Res.Limb Length L	Liner Size
	10 - 15	15 - 20	20 - 25	25 - 30	30 - 35	
	Proximal Circumference P*					
24 - 26.5	< 30 >	< 34 >	< 36 >	< 39 >	< 42 >	25
26.5 - 28	< 31 >	< 35 >	< 38 >	< 41 >	< 44 >	26.5
28 - 30	< 33 >	< 37 >	< 40 >	< 43 >	< 46 >	28
30 - 32	< 35 >	< 39 >	< 42 >	< 46 >	< 49 >	30
32 - 34	< 36 >	< 41 >	< 45 >	< 48 >	< 52 >	32
34 - 36	< 38 >	< 43 >	< 47 >	< 51 >	< 54 >	34
36 - 38	< 40 >	< 45 >	< 49 >	< 53 >	< 57 >	36
38 - 40	< 42 >	< 47 >	< 51 >	< 56 >	< 60 >	38
40 - 45	< 44 >	< 49 >	< 54 >	< 58 >	< 62 >	40
45 - 50	S	S	S	S	S	45
50 - 55	S	S	S	S	S	50
	S C	S C	S C	S C	S C	

Determining the size


- Determine the **circumferential dimension D (distal)** of the residual limb 4 cm above the distal end. The circumferential dimension minus 0-1 results in the Össur liner size. **Caution:** Bony structures (such as the edge of the femur) must be included in the circumferential dimension.
- Determine the residual limb length L, from the end (minus 4cm) to the inseam height (perineum).
- Determine the **circumferential dimension P (proximal)** at the inseam height (perineum).*
- The residual limb length and circumference are the basis for selecting the correct version of the Össur liner (transfemoral, standard or conical).



***Explanation of the table: standard / conical**
 A standard liner (= S) applies if the proximal circumference P is below the reference value (<). A conical liner (= C) applies if the proximal circumference P is above the reference value (>).

Össur 4Seal Volume Compression Sleeves

The Össur volume compensation stocking with integrated non-slip top band also features innovative EASY CUT technology. The stocking compensates for variations in volume and can easily be shortened to five different lengths without having to separate it, meaning, no additional sewing is necessary.



Ordering Information				
Size	Össur 4Seal TFS Size	Össur 4Seal TFC Size	Length	Part Number
Small	26.5 - 32 cm	25 - 28 cm	24cm	N1880010
Medium	34 - 40 cm	30 - 34 cm	24cm	N1880011
Large	45 - 50 cm	36 - 40 cm	24cm	N1880012


AKOS TFS and TFC Liners

The AKOS liners are silicone interface liners specifically designed for above-knee (transfemoral) amputees of all mobility classes. Featuring a continuous matrix with minimal axial stretch to make the liner comfortable to wear and provide for high transverse stretch ensuring optimal grip of the soft tissues. The flexible fabric ensures an optimal fit at the distal end of the residual limb as well as easy donning. The gliding outer surface replaces the textile cover which restricts stretch, this also eliminates the need for time-consuming sprays. Orientation marks on the liner helps ensure the liner is donned in the same position each time.

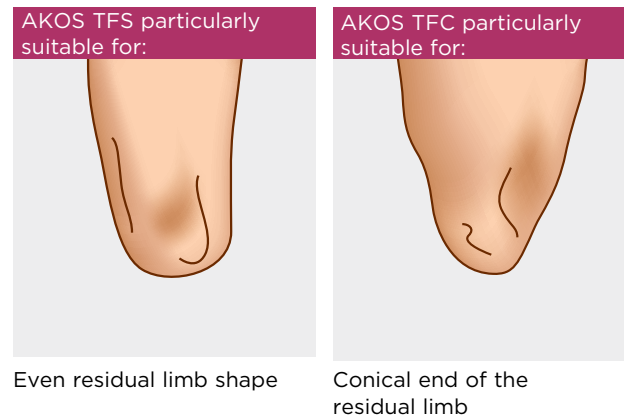
CES OSS L16: Read the AKOS TFS and TFC Classic liners clinical evaluation summary on the Steeper website.



Features and Benefits



Residual Limb Suitability



Replaceable With:

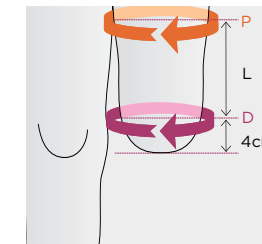


Ordering Information

Size	AKOS TFS Part Number	AKOS TFC Part Number
24cm		NM895624
27cm	NM895527	NM895627
31cm	NM895531	NM895631
35cm	NM895535	NM895635
39cm	NM895539	NM895639
43cm	NM895543	
47cm	NM895547	
52cm	NM895552	

Size Selection

Determining the size
 1. Measure **circumference D** (distal) of the residual limb 4cm above the distal end of the residual limb. The circumference minus 0-1 liner size determines the size to be ordered.



Attention: Bony structures (e.g. transfemoral border) must be included in the circumference. If the distal femur is not located within the above measurement, measure higher than 4cm above the distal end of the residual limb. The soft tissues must be tightly contained.

2. Measure the length of the residual limb length L from the end of the residual limb (-4cm) to the perineum.

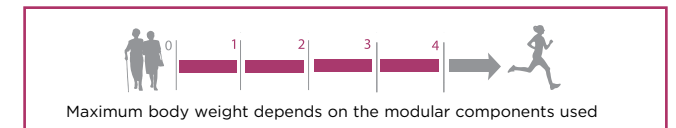
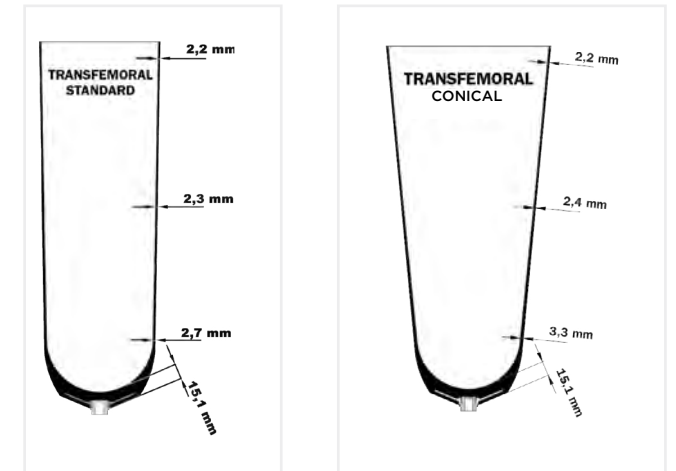
3. Measure **circumference P** (proximal) at the perineum.*

4. The residual limb length and circumference are the basis for choosing the correct version of the Össur Liner (transfemoral, standard or conical).

- Notes on trimming**
- The matrix must not be cut.
 - The trim line for a lower leg prosthesis should lie at least 10cm above the region of the socket edge.
 - Use the Össur pinking scissors for trimming (Part No. N1950006).

Technical Information

Material	Silicone, transparent
Matrix	Proprioceptive, continuous, internal
Length	Approx 40cm
Amputation Level	Transfemoral
Distal Connector	Pin Adapter
Items Included	Silicone glue, Össur washing and drying stand




1 Distal Circ. D (Height 4cm)	2 Residual Limb Length 10-15cm	2 Residual Limb Length 15-20cm	2 Residual Limb Length 20-25cm	2 Residual Limb Length 25-30cm	2 Residual Limb Length 30-35cm	2 Residual Limb Length 35-40cm	Liner Size
24 - 27	- 28 >	- 30 >	- 33 >	- 35 >	- 37 >	- 40 >	24
27 - 31	- 31 >	- 34 >	- 37 >	- 39 >	- 42 >	- 44 >	27
31 - 35	- 34 >	- 37 >	- 40 >	- 43 >	- 46 >	- 49 >	31
35 - 39	- 39 >	- 42 >	- 45 >	- 48 >	- 52 >	- 55 >	35
39 - 43	- 43 >	- 46 >	- 50 >	- 54 >	- 57 >	- 60 >	39
43 - 47	S	S	S	S	S	S	43
47 - 52	S	S	S	S	S	S	47
52 - 57	S	S	S	S	S	S	52
	S C	S C	S C	S C	S C	S C	

* Explanation of the table: standard, conical
 If the proximal circumference P is below the standard figure (<), it is a standard liner (= S).
 If the proximal circumference P is above the standard value (>), it is a conical liner (=C).

Relax 3C Liner

The Relax 3C liner provides a pain-relieving effect from phantom limb pain, phantom limb sensation and idiopathic residual limb pain. This is due to the metallurgical knitted fabric (*) in the cover and liner matrix screening against electromagnetic influences.

Electromagnetic shielding: As evidenced in Fisher K, Oliver S, Sedki I, Hanspal R. The effect of electromagnetic shielding on phantom limb pain: A placebo-controlled double-blind crossover trial. *Prosthetics and Orthotics International*. 2015.



Features and Benefits



Residual Limb Suitability

Particularly suitable for:

Even residual limb shape, decreasing slightly distally, good soft tissue cover

More conical residual limb shape, good soft tissue cover

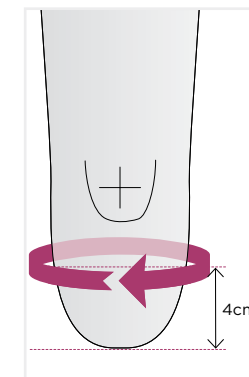
Suitable for:

Residual limb bonier, rather poor soft tissue cover and/or with severe scars

Ordering Information

Size	5+3cm Matrix Part Number	10+3cm Matrix Part Number
18cm	NM899318	NM899418
20cm	NM899320	NM899420
22cm	NM899322	NM899422
23.5cm	NM899323	NM899423
25cm	NM899325	NM899425
26.5cm	NM899326	NM899426
28cm	NM899328	NM899428
30cm	NM899330	NM899430
32cm	NM899332	NM899432
34cm	NM899334	NM899434
36cm	NM899336	NM899436
38cm	NM899338	NM899438
40cm	NM899340	NM899440
42cm	NM899342	NM899442
45cm	NM899345	NM899445

Size Selection



Determining the size

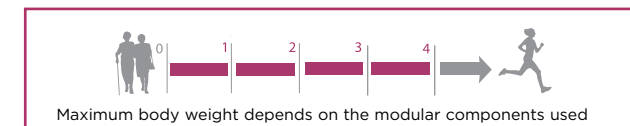
1. Measure the circumference of the residual limb 4cm above the distal end of the residual limb.
Attention: Bony structures (e.g. end of the tibia) must be included in the circumference. If the distal tibia is not located within the above measurement, measure higher than 4cm above the distal end of the residual limb.
2. The circumference minus 0-1 liner size determines the size to be ordered.

Determining the matrix

1. Measure the distance from the distal end of the residual limb to the head of the fibula.
2. Attention: The matrix must not protrude beyond the head of the fibula.

Notes on trimming

1. The matrix must not be cut.
2. The trim line for a lower leg prosthesis should lie at least 10cm above the region of the socket edge.
3. Use the Össur pinking scissors for trimming (Part No. N1950006)



Selection Guidelines

Indications

- Idiopathic Limb Pain
- Phantom Limb Pain
- Phantom Sensations

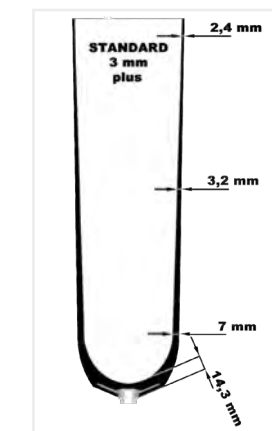
Contraindications

The contraindications listed below are situations in which the Össur RELAX Liner does not show any signs of effect.

- Vascular Residual Limb Pain
- Inflammable Residual Limb Pain
- Proliferative Residual Limb Pain

Technical Information

Material	Silicone, transparent
Matrix	Proprioceptive 2-zone matrix, Internal 5+3cm and 10+3cm
Length	Approx 35cm
Amputation Level	Transtibial
Distal Connector	Pin Adapter
Items Included	Silicone glue, Össur washing and drying stand



Replaceable With:

Össur Liner Sensitive 3C
Page 140

Össur Liner Protect 3C
Page 144

Össur Liner First 3
Page 136

Relax 6C Liner

The Relax liner provides a pain-relieving effect from phantom limb pain, phantom limb sensation and idiopathic residual limb pain. This is due to the metallurgical knitted fabric (Umbrellan) in the cover and liner matrix screening against electromagnetic influences.

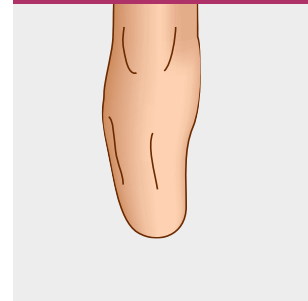
Electromagnetic shielding: As evidenced in Fisher K, Oliver S, Sedki I, Hanspal R. The effect of electromagnetic shielding on phantom limb pain: A placebo-controlled double-blind crossover trial. *Prosthetics and Orthotics International*. 2015.

Features and Benefits



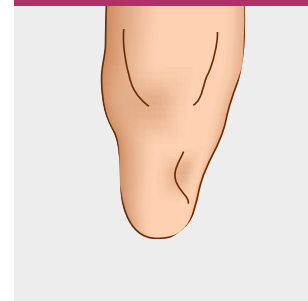
Residual Limb Suitability

Particularly suitable for:

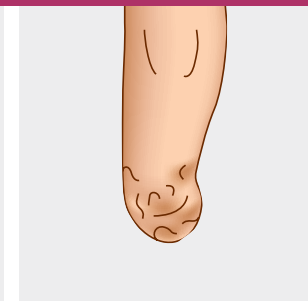


Even residual limb shape, decreasing slightly distally, good soft tissue cover

Suitable for:



More conical residual limb shape, good soft tissue cover

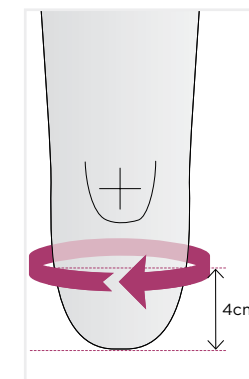


Residual limb bonier, rather poor soft tissue cover and/or with severe scars

Ordering Information

Size	5+3cm Matrix Part Number	10+3cm Matrix Part Number
18cm	NM899518	NM899618
20cm	NM899520	NM899620
22cm	NM899522	NM899622
23.5cm	NM899523	NM899623
25cm	NM899525	NM899625
26.5cm	NM899526	NM899626
28cm	NM899528	NM899628
30cm	NM899530	NM899630
32cm	NM899532	NM899632
34cm	NM899534	NM899634
36cm	NM899536	NM899636
38cm	NM899538	NM899638
40cm	NM899540	NM899640
45cm	NM899545	NM899645

Size Selection



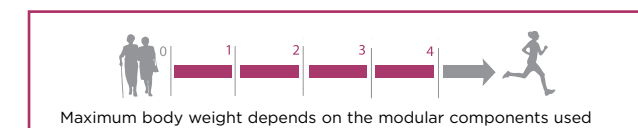
Determining the size
 1. Measure the circumference of the residual limb 4cm above the distal end of the residual limb.
Attention: Bony structures (e.g. end of the tibia) must be included in the circumference. If the distal tibia is not located within the above measurement, measure higher than 4cm above the distal end of the residual limb.
 2. The circumference minus 0-1 liner size determines the size to be ordered.

Determining the matrix

1. Measure the distance from the distal end of the residual limb to the head of the fibula.
 2. Attention: The matrix must not protrude beyond the head of the fibula.

Notes on trimming

1. The matrix must not be cut.
 2. The trim line for a lower leg prosthesis should lie at least 10cm above the region of the socket edge.
 3. Use the Össur pinking scissors for trimming (Part No. N1950006)



Selection Guidelines

Indications

- Idiopathic Limb Pain
- Phantom Limb Pain
- Phantom Sensations

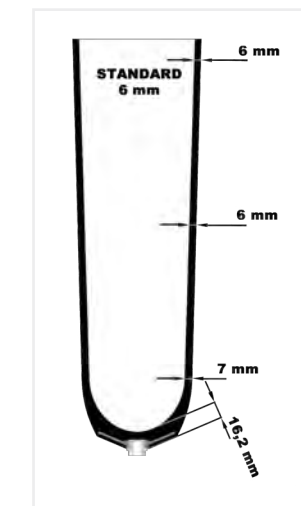
Contraindications

The contraindications listed below are situations in which the Össur RELAX Liner does not show any signs of effect.

- Vascular Residual Limb Pain
- Inflammable Residual Limb Pain
- Proliferative Residual Limb Pain

Technical Information

Material	Silicone, transparent
Matrix	Proprioceptive 2-zone matrix, internal 5+3cm and 10+3cm
Length	Approx 35cm
Amputation Level	Transtibial
Distal Connector	Pin Adapter
Items Included	Silicone glue, Össur washing and drying stand



Replaceable With:



Relax 3C Cushion Liner

The Relax liner provides a pain-relieving effect from phantom limb pain, phantom limb sensation and idiopathic residual limb pain. This is due to the metallurgical knitted fabric (Umbrellan) in the cover and liner matrix screening against electromagnetic influences.

Electromagnetic shielding: As evidenced in Fisher K, Oliver S, Sedki I, Hanspal R. The effect of electromagnetic shielding on phantom limb pain: A placebo-controlled double-blind crossover trial. *Prosthetics and Orthotics International*. 2015.

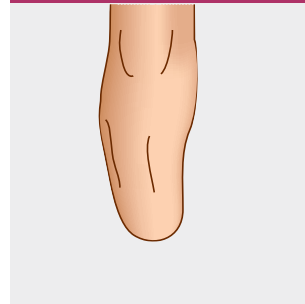


Features and Benefits



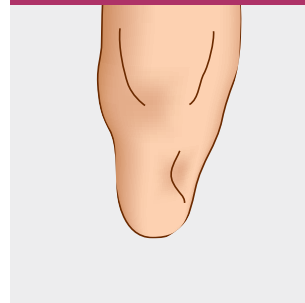
Residual Limb Suitability

Particularly suitable for:

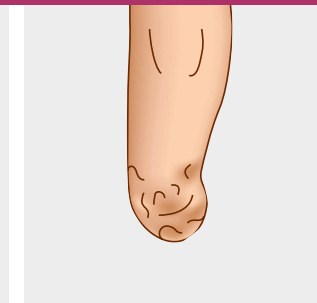


Even residual limb shape, decreasing slightly distally, good soft tissue cover

Suitable for:



More conical residual limb shape, good soft tissue cover

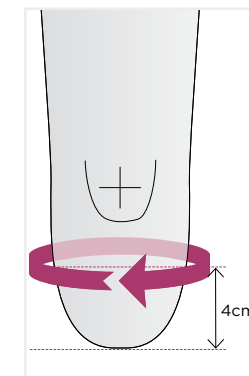


Residual limb bonier, rather poor soft tissue cover and/or with severe scars

Ordering Information

Size	Part Number
18cm	NM899718
20cm	NM899720
22cm	NM899722
23.5cm	NM899723
25cm	NM899725
26.5cm	NM899726
28cm	NM899728
30cm	NM899730
32cm	NM899732
34cm	NM899734
36cm	NM899736
38cm	NM899738
40cm	NM899740
45cm	NM899745

Size Selection



Determining the size

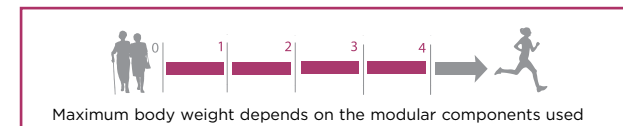
1. Measure the circumference of the residual limb 4cm above the distal end of the residual limb.
Attention: Bony structures (e.g. end of the tibia) must be included in the circumference. If the distal tibia is not located within the above measurement, measure higher than 4cm above the distal end of the residual limb.
2. The circumference minus 0-1 liner size determines the size to be ordered.

Determining the matrix

1. Measure the distance from the distal end of the residual limb to the head of the fibula.
2. Attention: The matrix must not protrude beyond the head of the fibula.

Notes on trimming

1. The matrix must not be cut.
2. The trim line for a lower leg prosthesis should lie at least 10cm above the region of the socket edge.
3. Use the Össur pinking scissors for trimming (Part No. N1950006)



Liners - Össur - Relax 3C Cushion

Selection Guidelines

Indications

- Idiopathic Limb Pain
- Phantom Limb Pain
- Phantom Sensations

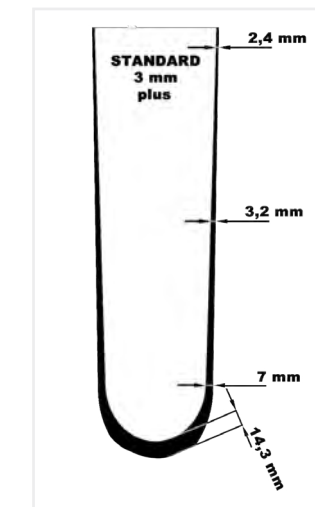
Contraindications

The contraindications listed below are situations in which the Össur RELAX Liner does not show any signs of effect.

- Vascular Residual Limb Pain
- Inflammable Residual Limb Pain
- Proliferative Residual Limb Pain

Technical Information

Material	Silicone, transparent
Matrix	Proprioceptive 2-zone matrix, internal 10+3cm
Length	Approx 35cm
Amputation Level	Transtibial
Distal Connector	None
Items Included	Silicone glue, Össur washing and drying stand



Replaceable With:



Össur Liner Protect 3C Cushion

Page 146

Relax 6C Cushion Liner

The Relax liner provides a pain-relieving effect from phantom limb pain, phantom limb sensation and idiopathic residual limb pain. This is due to the metallurgical knitted fabric (Umbrellan) in the cover and liner matrix screening against electromagnetic influences.

Electromagnetic shielding: As evidenced in Fisher K, Oliver S, Sedki I, Hanspal R. The effect of electromagnetic shielding on phantom limb pain: A placebo-controlled double-blind crossover trial. *Prosthetics and Orthotics International*. 2015.

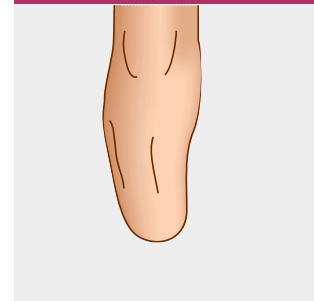


Features and Benefits



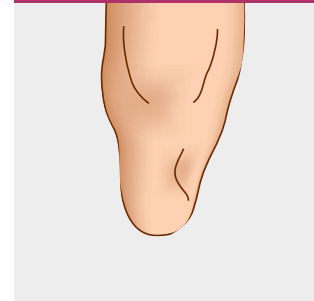
Residual Limb Suitability

Particularly suitable for:

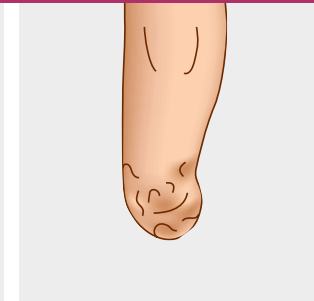


Even residual limb shape, decreasing slightly distally, good soft tissue cover

Suitable for:



More conical residual limb shape, good soft tissue cover

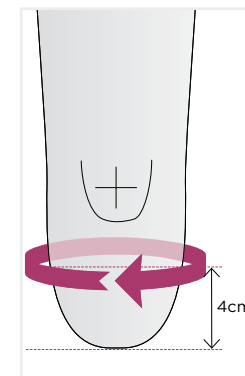


Residual limb bonier, rather poor soft tissue cover and/or with severe scars

Ordering Information

Size	Part Number
18cm	NM899818
20cm	NM899820
22cm	NM899822
23.5cm	NM899823
25cm	NM899825
26.5cm	NM899826
28cm	NM899828
30cm	NM899830
32cm	NM899832
34cm	NM899834
36cm	NM899836
38cm	NM899838
40cm	NM899840
45cm	NM899845

Size Selection



Determining the size

1. Measure the circumference of the residual limb 4cm above the distal end of the residual limb.
Attention: Bony structures (e.g. end of the tibia) must be included in the circumference. If the distal tibia is not located within the above measurement, measure higher than 4cm above the distal end of the residual limb.
2. The circumference minus 0-1 liner size determines the size to be ordered.

Determining the matrix

1. Measure the distance from the distal end of the residual limb to the head of the fibula.
2. Attention: The matrix must not protrude beyond the head of the fibula.

Notes on trimming

1. The matrix must not be cut.
2. The trim line for a lower leg prosthesis should lie at least 10cm above the region of the socket edge.
3. Use the Össur pinking scissors for trimming (Part No. N1950006)

Liners - Össur - Relax 6C Cushion

Selection Guidelines

Indications

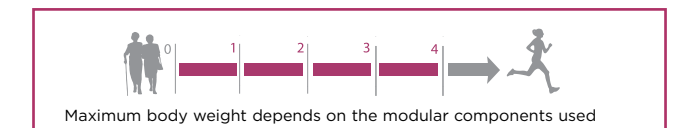
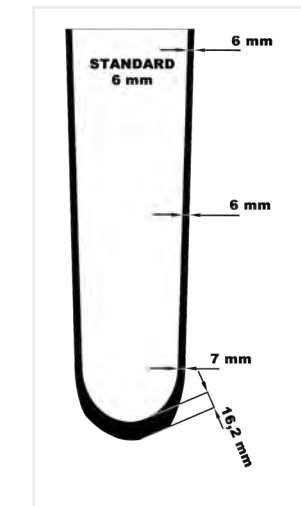
- Idiopathic Limb Pain
- Phantom Limb Pain
- Phantom Sensations

Contraindications

- The contraindications listed below are situations in which the Össur RELAX Liner does not show any signs of effect.
- Vascular Residual Limb Pain
 - Inflammable Residual Limb Pain
 - Proliferative Residual Limb Pain

Technical Information

Material	Silicone, transparent
Matrix	Proprioceptive 2-zone matrix, internal 10+3cm
Length	Approx 35cm
Amputation Level	Transtibial
Distal Connector	None
Items Included	Silicone glue, Össur washing and drying stand



Relax TFS and TFC Liner

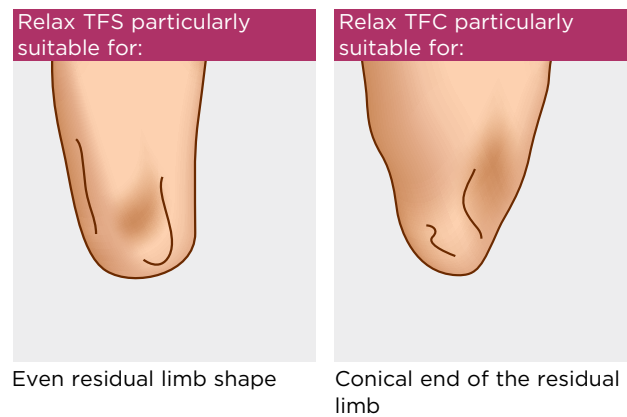
Relax transfemoral liners, available in standard or conical profile, provide a pain-relieving effect from phantom limb pain, phantom limb sensation and idiopathic residual limb pain. This is due to the metallurgical knitted fabric (umbrellan®) in the cover and liner matrix screening against electromagnetic influences.

Electromagnetic shielding: As evidenced in Fisher K, Oliver S, Sedki I, Hanspal R. The effect of electromagnetic shielding on phantom limb pain: A placebo-controlled double-blind crossover trial. Prosthetics and Orthotics International. 2015.

Features and Benefits



Residual Limb Suitability



Replaceable With:

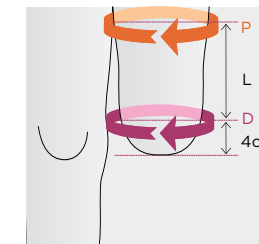


Ordering Information

Size	Relax TFS Part Number	Relax TFC Part Number
24cm		NM895824
27cm	NM895727	NM895827
31cm	NM895731	NM895831
35cm	NM895735	NM895835
39cm	NM895739	NM895839
43cm	NM895743	
47cm	NM895747	
52cm	NM895752	

Size Selection

Determining the size
 1. Measure **circumference D** (distal) of the residual limb 4cm above the distal end of the residual limb. The circumference minus 0-1 liner size determines the size to be ordered.



Attention: Bony structures (e.g. transfemoral border) must be included in the circumference. If the distal femur is not located within the above measurement, measure higher than 4cm above the distal end of the residual limb. The soft tissues must be tightly contained.

2. Measure the length of the residual limb length L from the end of the residual limb (-4cm) to the perineum.

3. Measure **circumference P** (proximal) at the perineum.*

4. The residual limb length and circumference are the basis for choosing the correct version of the Össur Liner (transfemoral, standard or conical).

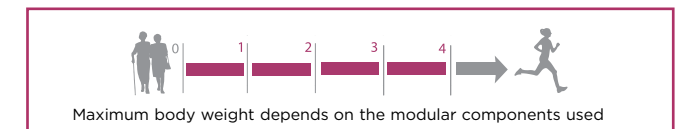
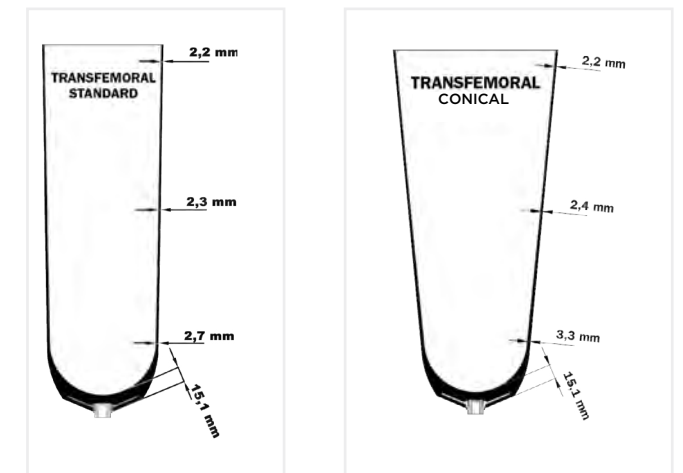
Notes on trimming
 1. The matrix must not be cut.

2. The trim line for a lower leg prosthesis should lie at least 10cm above the region of the socket edge.

3. Use the Össur pinking scissors for trimming (Part No. N1950006).

Technical Information

Material	Silicone, transparent
Matrix	Proprioceptive, continuous, internal
Length	Approx 40cm
Amputation Level	Transfemoral
Distal Connector	Pin Adapter
Items Included	Silicone glue, Össur washing and drying stand



1 Distal Circ. D (Height 4cm)	2 Residual Limb Length 10-15cm	2 Residual Limb Length 15-20cm	2 Residual Limb Length 20-25cm	2 Residual Limb Length 25-30cm	2 Residual Limb Length 30-35cm	2 Residual Limb Length 35-40cm	Liner Size
24 - 27	- 28 >	- 30 >	- 33 >	- 35 >	- 37 >	- 40 >	24
27 - 31	- 31 >	- 34 >	- 37 >	- 39 >	- 42 >	- 44 >	27
31 - 35	- 34 >	- 37 >	- 40 >	- 43 >	- 46 >	- 49 >	31
35 - 39	- 39 >	- 42 >	- 45 >	- 48 >	- 52 >	- 55 >	35
39 - 43	- 43 >	- 46 >	- 50 >	- 54 >	- 57 >	- 60 >	39
43 - 47	S	S	S	S	S	S	43
47 - 52	S	S	S	S	S	S	47
52 - 57	S	S	S	S	S	S	52
	S C	S C	S C	S C	S C	S C	

* Explanation of the table: standard, conical
 If the proximal circumference P is below the standard figure (<), it is a standard liner (= S).
 If the proximal circumference P is above the standard value (>), it is a conical liner (=C).

SoftSkin Air Liner

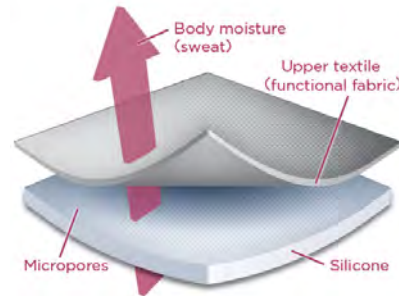
The SoftSkin Air is a unique, breathable silicone liner. It has proven effectiveness in wearing tests and moisture level analyses.

SoftSkin Air features a distinctive structure and special micropores to reduce the build up of sweat and draw moisture away from the residual limb; providing a unique solution to patients who previously have been unable to wear a liner due to high sweat levels.

Available in three types, please refer to the technical information for more details.

Features and Benefits

- Breathable and comfortable solution
- Improved grip contact
- Unique outer textile
- Decreased skin irritation
- Available in three shore hardnesses: from the softer NS30 for more sensitive residual limbs, through to the durable NS50 liners suitable for higher activity



Ordering Information

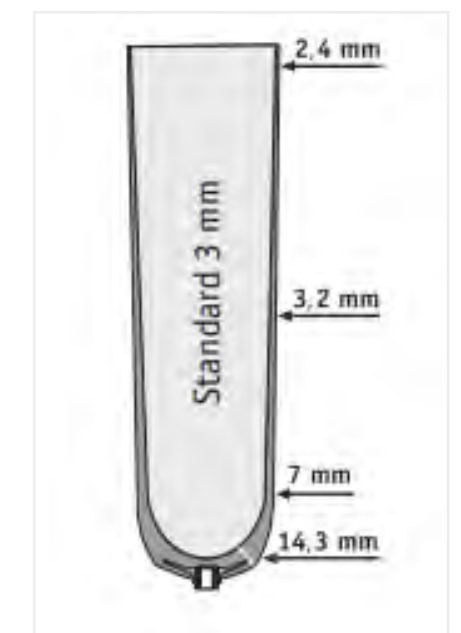
All liners are 3mm thick, 370mm long.

Part numbers shown are for pin liners. To order a cushion liner add **CL** for example **NS30CL-20-AIR**

Size	Transtibial			Transfemoral
	SoftSkin NS30	SoftSkin NS40	SoftSkin NS50	SoftSkin NSTFAir
16	NS30-16-AIR	NS40-16-AIR	NS50-16-AIR	
18	NS30-18-AIR	NS40-18-AIR	NS50-18-AIR	
20	NS30-20-AIR	NS40-20-AIR	NS50-20-AIR	
21	NS30-21-AIR	NS40-21-AIR	NS50-21-AIR	
22	NS30-22-AIR	NS40-22-AIR	NS50-22-AIR	
23.5	NS30-23-AIR	NS40-23-AIR	NS50-23-AIR	
25	NS30-25-AIR	NS40-25-AIR	NS50-25-AIR	
26.5	NS30-26-AIR	NS40-26-AIR	NS50-26-AIR	
28	NS30-28-AIR	NS40-28-AIR	NS50-28-AIR	NSTF-28-AIR
30	NS30-30-AIR	NS40-30-AIR	NS50-30-AIR	NSTF-30-AIR
32	NS30-32-AIR	NS40-32-AIR	NS50-32-AIR	NSTF-32-AIR
34	NS30-34-AIR	NS40-34-AIR	NS50-34-AIR	NSTF-34-AIR
36	NS30-36-AIR	NS40-36-AIR	NS50-36-AIR	NSTF-36-AIR
38	NS30-38-AIR	NS40-38-AIR	NS50-38-AIR	NSTF-38-AIR
40	NS30-40-AIR	NS40-40-AIR	NS50-40-AIR	NSTF-40-AIR
42	NS30-42-AIR	NS40-42-AIR	NS50-42-AIR	NSTF-42-AIR
45	NS30-45-AIR	NS40-45-AIR	NS50-45-AIR	NSTF-45-AIR
50				NSTF-50-AIR
55				NSTF-55-AIR


Technical Information

	SoftSkin - NS30 / NS40 / NS50 Air		SoftSkin - NS30CL / NS40CL / NS50CL Air		SoftSkin - NSTF Air
Material	Silicone		Silicone		Silicone
Thickness	3mm		3mm		3mm
Length	370mm		370mm		370mm
Amputation Level	Transtibial		Transtibial		Transfemoral
Distal Connector	With Distal Connector		Without Distal Connector		With Distal Connector
Mobility Grades	NS30 & NS40	NS50	NS30 & NS40	NS50	1, 2, 3 and 4
	1,2,3	2,3,4	1,2,3	2,3,4	





college park
technology for the human race



Streifeneder
ortho production



SILIPOS®

Genesee Liner

The College Park Genesee liner provides the ideal benefits required of a gel liner in an affordable package. Shaped for fit and flexibility with cushioning comfort and excellent limb conforming properties, this durable liner accommodates a wide range of users.

The unique fabric provides a superior fibre to gel bond, reduces pistoning and eases donning. The liner is infused with mineral oil to help absorb shear forces and provide continuous moisture.

Features and Benefits

- Retro-fits with industry standard liners of like thickness and profile
- Infused with mineral oil to moisturise the skin and absorb shear forces
- Unique fabric provides a superior fibre to gel bond, reducing pistoning and easing donning
- 41cm long for the perfect fit
- Activity level K1-K3



Liners - College Park - Genesee Liner

Ordering Information

Part Number
 NGLK-G ■●-◆▲
 ■ - Thickness (3 = 3mm, 6 = 6mm, 9 = 9mm)
 ● - Type (L = Pinlock, C = Cushion)
 ◆ - Profile (T = Tapered, U = Uniform)
 ▲ - Size (M = Medium, MP = Medium Plus, L = Large, LP = Large Plus, XL = Extra Large)

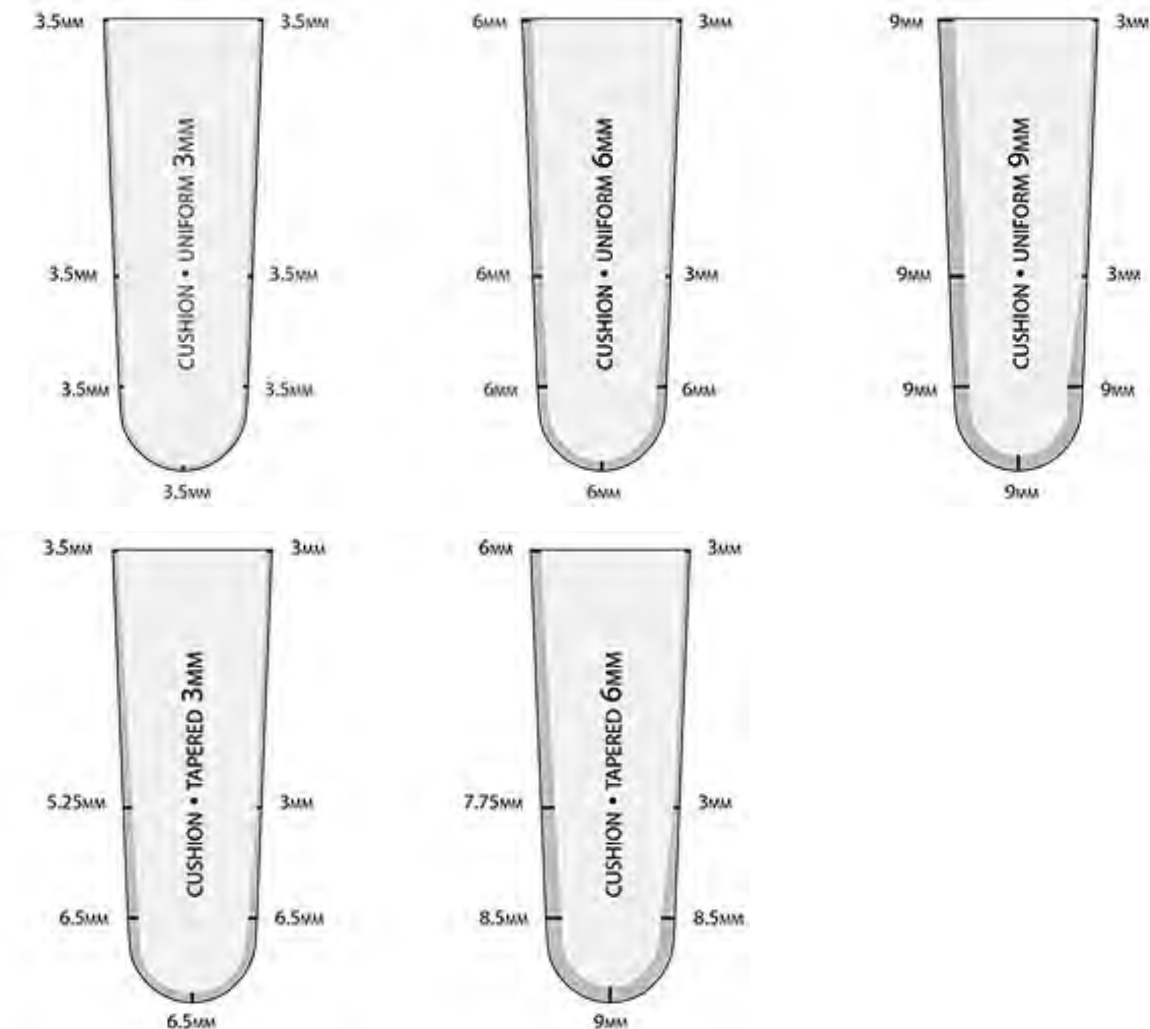
Technical Information

Material	Type	Size	Length	Profile	Thickness
Thermoplastic Elastomer (TPE) Gel	Cushion or Locking	M	40.6cm (+/- 1.2cm)	Tapered or Uniform	3mm
		M+			6mm
		L			9mm
		L+			
		XL			

Size Information

Thickness	3mm		6mm		9mm		Proximal Circ.	Distal Circ.
	Uniform	Tapered	Uniform	Tapered	Uniform	Tapered		
Medium	✓	✓	✓	✓	✓	X	23 - 33cm	20 - 28cm
Medium+	✓	✓	✓	✓	✓	X	33 - 43cm	20 - 28cm
Large	✓	X	✓	✓	✓	X	36 - 46cm	23 - 30cm
Large+	✓	X	✓	X	✓	X	41 - 53cm	28 - 38cm
Extra Large	✓	X	✓	X	X	X	43 - 69cm	30 - 51cm

✓ Available X Not available



Contex Gel Liner without Matrix

Utilising Streifeneder's unique polymer formula, the ContexGel liner is available for both transfemoral and transtibial application. Supplied in three different wall thicknesses of 3mm, 6mm and 9mm, the liners are also thermo-plastically conformable at 60°C, allowing them to be applied to a wide variety of residual limb shapes and conditions.



Features and Benefits


- Increased comfort as a result of the antibacterial, skin friendly ContexGel
- Protection and good shock absorption over the whole residual limb
- Excellent circumferential elasticity compensates for changes in the residual limb volume
- Thermo-formable at 60°C (140°F) to accommodate the shape of the residual limb, when required
- Textile cover for ease of donning and doffing

Ordering Information

Note: For ContexGel Liner Without Distal Connector change L100 to L200

Part Number	Description	Distal (cm)	Proximal (cm)
NMA20L100/S	ContexGel Liner Small 3mm	16-23	25-36
NMA20L100/M	ContexGel Liner Medium 3mm	18-30	24-41
NMA20L100/L	ContexGel Liner Large 3mm	24-38	38-62
NMA20L100/XL	ContexGel Liner X Large 3mm	28-41	41-65
NMA20L100/XXL	ContexGel Liner XX Large 3mm	32-54	43-73
NMA21L100/S	ContexGel Liner Small 6mm	16-23	25-36
NMA21L100/M	ContexGel Liner Medium 6mm	18-30	24-41
NMA21L100/L	ContexGel Liner Large 6mm	24-38	38-62
NMA21L100/XL	ContexGel Liner X Large 6mm	28-41	41-65
NMA21L100/XXL	ContexGel Liner XX Large 6mm	32-54	43-73
NMA22L100/S	ContexGel Liner Small 9mm	16-23	25-36
NMA22L100/M	ContexGel Liner Medium 9mm	18-30	24-41
NMA22L100/L	ContexGel Liner Large 9mm	24-38	38-62
NMA22L100/XL	ContexGel Liner X Large 9mm	28-41	41-65
NMA22L100/XXL	ContexGel Liner XX Large 9mm	32-54	43-73

Size Information



Measure the distal circumference at 4cm from the distal end of the residual limb. Choose the liner size that accommodates that dimension, whilst also taking into consideration the proximal circumference. Having defined the size required, please refer to the table adjacent for part number information.

Technical Information

Material	Polymer Gel - dermatologically tested, inhibits bacteria, hypo allergenic
Matrix	None
Length	Approx 42cm
Amputation Level	Transtibial and Transfemoral*
Distal Connector	Pin Adapter or Cushion
Impact Level	Medium/High
Warranty	6 months

*Note: For transfemoral use it is advised that only the 3mm option should be chosen.

Contex Gel Liner with Matrix

Utilising Streifeneder's unique polymer formula, the ContexGel liner is available for both transfemoral and transtibial application. Supplied in three different wall thicknesses of 3mm, 6mm and 9mm, the liners are also thermo-plastically conformable at 60°C, allowing them to be applied to a wide variety of residual limb shapes and conditions. The addition of a 10cm distal matrix makes this version particularly applicable to those patients requiring improved control of soft residual limb tissue, or where reduction in the distension of a locking liner is required to help prevent socket pistoning.



Features and Benefits


- Increased comfort as a result of the antibacterial, skin friendly ContexGel
- Stitched distal matrix prevents undue longitudinal extension
- Excellent circumferential elasticity compensates for changes in the residual limb volume
- Thermo-formable at 60°C (140°F) to accommodate the shape of the residual limb, when required
- Textile cover for ease of donning and doffing

Ordering Information

Note: For ContexGel Liner Without Distal Connector change L100 to L200

Part Number	Description	Distal (cm)	Proximal (cm)
NMA25L100/S	ContexGel Liner Small 3mm Distal Connection & Matrix	16-23	25-36
NMA25L100/M	ContexGel Liner Medium 3mm Distal Connection & Matrix	18-30	24-41
NMA25L100/L	ContexGel Liner Large 3mm Distal Connection & Matrix	24-38	38-62
NMA25L100/XL	ContexGel Liner X Large 3mm Distal Connection & Matrix	28-41	41-65
NMA25L100/XXL	ContexGel Liner XX Large 3mm Distal Connection & Matrix	32-54	43-73
NMA26L100/S	ContexGel Liner Small 6mm Distal Connection & Matrix	16-23	25-36
NMA26L100/M	ContexGel Liner Medium 6mm Distal Connection & Matrix	18-30	24-41
NMA26L100/L	ContexGel Liner Large 6mm Distal Connection & Matrix	24-38	38-62
NMA26L100/XL	ContexGel Liner X Large 6mm Distal Connection & Matrix	28-41	41-65
NMA26L100/XXL	ContexGel Liner XX Large 6mm Distal Connection & Matrix	32-54	43-73
NMA27L100/S	ContexGel Liner Small 9mm Distal Connection & Matrix	16-23	25-36
NMA27L100/M	ContexGel Liner Medium 9mm Distal Connection & Matrix	18-30	24-41
NMA27L100/L	ContexGel Liner Large 9mm Distal Connection & Matrix	24-38	38-62
NMA27L100/XL	ContexGel Liner X Large 9mm Distal Connection & Matrix	28-41	41-65
NMA27L100/XXL	ContexGel Liner XX Large 9mm Distal Connection & Matrix	32-54	43-73

Size Information



Measure the distal circumference at 4cm from the distal end of the residual limb. Choose the liner size that accommodates that dimension, whilst also taking into consideration the proximal circumference. Having defined the size required, please refer to the table adjacent for part number information.

Technical Information

Material	Polymer Gel - dermatologically tested, inhibits bacteria, hypo allergenic
Matrix	10cm (approx length)
Length	Approx 42cm
Amputation Level	Transtibial and Transfemoral*
Distal Connector	Pin Adapter or Cushion
Impact Level	Medium/High
Warranty	6 months

*Note: For transfemoral use it is advised that only the 3mm option should be chosen.

LA Liners

All Silipos gels contain a medical grade mineral oil that gradually diffuses to moisturise and lubricate the skin.

The gel has the ability to conform to whatever shape or surface contour it comes into contact with, even in changing environments. This elasticity and conforming nature allows our interfaces to adapt to the patient rather than the patient having to adapt to the interface.

The soft gel of the LA liner provides superior skin conditioning and comfort, for the low to moderately active patient, and is especially effective when used as a cushion liner with suspension sleeve, with or without a suction valve.



Features and Benefits

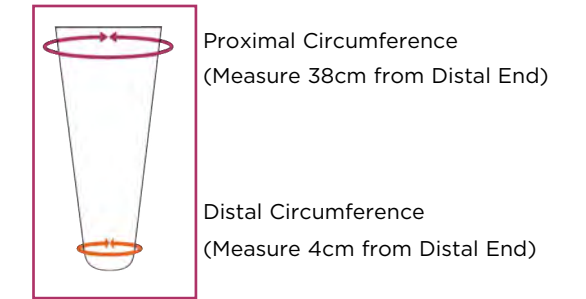
- Medium durometer gel makes this liner particularly suitable for low to moderately active patients, whilst providing increased skin care and comfort
- Keeps skin and scar tissue soft and pliable
- Prevents skin from becoming dry and fights the development of calluses
- Helps prevent contact dermatitis and skin sensitivity problems
- Available in tapered and uniform profiles for both pin and cushion liners
- Available in the standard and the more conical, plus version
- 3mm, 6mm and 9mm gel options with 3mm thickness posteriorly to accommodate knee flexion

Ordering Information

LA Pin Liner			
Part Number	Size	Thickness	Shape
N18101	Medium	3mm	Uniform
N18102	Medium	3mm	Tapered
N18103	Medium	6mm	Uniform
N18104	Medium	6mm	Tapered
N18105	Medium	9mm	Uniform
N18106	Medium	9mm	Tapered
N18107	Medium +	3mm	Uniform
N18108	Medium +	3mm	Tapered
N18109	Medium +	6mm	Uniform
N18110	Medium +	6mm	Tapered
N18111	Medium +	9mm	Uniform
N18112	Medium +	9mm	Tapered
N18113	Large	3mm	Uniform
N18114	Large	6mm	Uniform
N18115	Large	9mm	Uniform
N18116	Large +	3mm	Uniform
N18117	Large +	6mm	Uniform
N18118	Large +	9mm	Uniform
N18119	X-Large	3mm	Uniform
N18120	X-Large	6mm	Uniform

LA Cushion Liner			
Part Number	Size	Thickness	Shape
N18141	Medium	3mm	Uniform
N18142	Medium	3mm	Tapered
N18143	Medium	6mm	Uniform
N18144	Medium	6mm	Tapered
N18145	Medium	9mm	Uniform
N18146	Medium	9mm	Tapered
N18147	Medium +	3mm	Uniform
N18148	Medium +	3mm	Tapered
N18149	Medium +	6mm	Uniform
N18150	Medium +	6mm	Tapered
N18151	Medium +	9mm	Uniform
N18152	Medium +	9mm	Tapered
N18153	Large	3mm	Uniform
N18154	Large	6mm	Uniform
N18155	Large	9mm	Uniform
N18156	Large +	3mm	Uniform
N18157	Large +	6mm	Uniform
N18158	Large +	9mm	Uniform
N18159	X-Large	3mm	Uniform
N18160	X-Large	6mm	Uniform

Sizing Information



Size	Distal Relaxed	Distal Fully Stretched	Proximal Relaxed	Proximal Fully Stretched
Medium	20cm	30cm	23cm	41cm
Medium +	23cm	30cm	33cm	53cm
Large	23cm	38cm	38cm	56cm
Large +	30cm	41cm	41cm	68cm
X-Large	30cm	51cm	41cm	76cm

By measuring your patient, and finding out where their measurements are in relation to the liners measures, you can select a liner which is firm in fit (for more active patients), relaxed in fit (for less active patients who will be sitting more), or for the middle fit, which is suitable for the majority of patients. An example would be if your patient's distal measurement is 28cm, and the proximal measurement is 42cm, then he/she would fit perfectly in the mid-range of the Medium+.

Uniform - has a uniform thickness throughout the liner with the exception of the gel in the posterior.

Tapered - has 3mm additional gel in the distal 10cm for bony and conical residual limbs. The gel's flexibility is similar to having a distal end pad placed in the liner.

Technical Information

Material	Soft Polymer Gel
Matrix	None
Length	Approx 38cm
Amputation Level	Transtibial
Distal Connector	Pin Adapter or Cushion
Impact Level	Low / Medium (K1 to K2)
Warranty	6 months



Streifeneder
ortho production



college park
technology for the human race



ÖSSUR
LIFE WITHOUT LIMITATIONS

Contex Gel Suspension Sleeve

The ContexGel Sleeve has been designed for use as a transtibial suspension sleeve alone, or as a sealing sleeve on a suction socket. The 3mm thick Streifeneder Polymer Gel seal and stretch characteristics and the abrasion resistant textile outer allows for easy handling when donning and doffing.

CES STR S01: Read the Contex Gel Suspension Sleeve clinical evaluation summary on the Steeper website.

Features and Benefits

- Streifeneder Polymer Gel
- Available in two colour options
- 3mm wall thickness
- Soft and elastic
- No pinch in the area of the knee joint
- High adhesion with high wearing-comfort
- Abrasion-resistant textile cover for easy handling



Ordering Information

Part Number	Description	Distal (cm)	Proximal (cm)
NMA30L1/S	ContexGel Knee Sleeve Small	Grey 15-23	23-35
NMA30L1/M	ContexGel Knee Sleeve Medium	Grey 21-31	29-44
NMA30L1/L	ContexGel Knee Sleeve Large	Grey 28-43	38-52
NMA30L1/XL	ContexGel Knee Sleeve X Large	Grey 34-51	42-61
NMA30L1/XXL	ContexGel Knee Sleeve XX Large	Grey 36-55	42-74

Part Number	Description	Distal (cm)	Proximal (cm)
NMA30L5/S	ContexGel Knee Sleeve Small	Beige 15-23	23-35
NMA30L5/M	ContexGel Knee Sleeve Medium	Beige 21-31	29-44
NMA30L5/L	ContexGel Knee Sleeve Large	Beige 28-43	38-52
NMA30L5/XL	ContexGel Knee Sleeve X Large	Beige 34-51	42-61
NMA30L5/XXL	ContexGel Knee Sleeve XX Large	Beige 36-55	42-74

Technical Information

Material	Polymer Gel
Length	Approx 35cm
Amputation Level	Transtibial
Impact Level	Medium / High
Warranty	3 months

Additional Parts Ordering Information



Protective Inner Sleeve Produced by Össur
 Made from a durable fabric, these sleeve protectors help prevent damage from the edge of the socket, thereby improving the longevity of the suspension sleeve. Silicone pimples on the bottom edge of the sleeve hold it securely in place on the socket.

Part Number	Size
NM000202	Small
NM000203	Medium
NM000204	Large

Genesee Gel Sleeve

College Park's Genesee Gel Sleeve is suitable as the primary suspension method, or for use with a suction or vacuum suspension. The sleeve is made with hypo-allergenic material and infused with mineral oil to help protect against shear and friction, as well as moisturise skin and scar tissue. With a 3mm dimension, the sleeve provides comfort and knee flexion.

Features and Benefits

- Reinforced interior for puncture-resistance
- Durable fabric-to-gel bond
- Available in 5 sizes
- 2 neutral tones



Reinforced interior



Ordering Information

Ordering Information
Part Number
NGSS- ■ ●
■ - Size (1, 2, 3, 4, 5)
● - Colour (G = Grey, T = Tan)

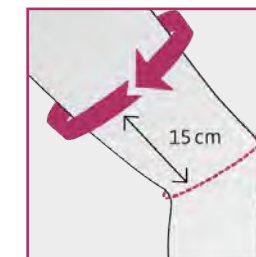
Technical Information

Proximal Circumference (cm)	Distal Circumference (cm)	Size
22-33	20-30	1
27-38	25-35	2
35-50	30-40	3
40-55	33-48	4
43-60	38-50	5

Product Specification

Material	Colours	Length (cm)
Thermoplastic Elastomer (TPE) Gel	Grey, Tan	38

Size Selection



Determining the size
Measure the thigh circumference 15cm above the patella and choose the appropriate size of suspension sleeve.

Genu Sleeve

The Genu is a 3mm thick soft silicone suspension sleeve, for use on transtibial prostheses. It is gently tapered and, though not pre-flexed, the elasticated fabric outer cover has a more openly knitted section over the patella to allow easy flexion of the knee.

This high level of flexibility is achieved thanks to Össur's expertise in round-knit technology. As a consequence the sleeve is virtually wrinkle free, even when flexed and the freedom of movement available to the user is very high.

Though this sleeve was designed to be used with a suction system, providing an excellent level of suspension, it can also be used as a stand-alone suspension sleeve and is particularly suitable for patients who are less active, or require a sleeve that allows easier knee flexion.

The Genu Sleeve is supplied with a sleeve protector as standard, though these can also be purchased separately. Made from a durable fabric, they help prevent damage from the edge of the socket and thereby improve the longevity of the sleeve. Silicone pimples on the bottom edge of the sleeve hold it securely in place on the socket.

Features and Benefits

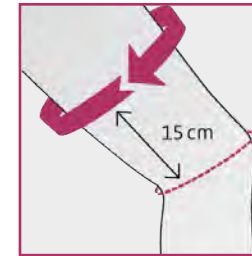
- Highly flexible due to Össur round-knit technology
- Virtually wrinkle-free fit
- High freedom of movement for the user
- Protective sleeve included



Ordering Information

Part Number	GENU Sleeve with Protective Sleeve		
	Size	Circumference (cm)	Length (cm)
NMK00202	Small	30-40	Approx. 35
NMK00203	Medium	38-50	Approx. 35
NMK00204	Large	48-64	Approx. 35

Size Selection



Determining the size
Measure the thigh circumference 15cm above the patella and choose the appropriate size of suspension sleeve.

Liners - Össur - Genu Sleeve

Additional Parts Ordering Information



Protective Inner Sleeve Produced by Össur

Made from a durable fabric, these sleeve protectors help prevent damage from the edge of the socket, thereby improving the longevity of the suspension sleeve. Silicone pimples on the bottom edge of the sleeve hold it securely in place on the socket.

Protective Inner Sleeve	
Part Number	Size
NM000202	Small
NM000203	Medium
NM000204	Large




Waterproof Components 

All products and components with the blue water symbol are waterproof with water resistant fasteners, and are suitable for occasional submersion in water. Please observe any product-specific caveats. Always rinse with fresh water and dry following exposure to salt water or chlorinated water.

Water Resistant Components 

All products and components with the orange water symbol are water resistant with water resistant fasteners, making them suitable for use when there is the possibility of occasional contact with water. These are not suitable for full submersion. Always rinse with fresh water and dry following exposure to salt water or chlorinated water.



Weight Limit - 160kg (unless otherwise stated)

Please note that when ordering components from different ranges for the same build, the lowest rated component becomes the maximum weight limit of the build.

Aluminium 30mm Structural Components

Part Number	Description	Weight Limit
1 NAAA210	4-Hole Pyramid Adapter	160kg
2 NAAA211	4-Hole Female Adapter	160kg
3 NAAA212	4-Hole Rotatable Adapter - Note: This part number is for the 4 hole base plate only. It will take either NAAA214-01 or NAAA216-01, but these must be ordered separately, using these part numbers.	160kg
4 NAAA214-01	Rotatable Female Insert	160kg
5 NAAA216-01	Rotatable Male Pyramid Insert - Note: This part number is for the insert only. It can be used in either the 4 bolt adapter NAAA212 or the 3-Prong laminating adapter NAAASS237, but these must be ordered separately using these part numbers.	160kg
6 NAAA209	4-Hole Single Offset Pyramid Adapter - Offset by 5mm in one direction only.	160kg
7 NAAA208	4-Hole Double Offset Pyramid Adapter - Offset by 5mm in two directions.	160kg
8 NAAA100	Adjustable Height Clamp Adapter - This clamp allows up to 25mm adjustment in height, with the two bolt clamp being sufficient to hold the position, unless there is likely to be any significant impact in the patient's gait, such as jumping or running.	160kg
9 NAAA135	Pylon with Integral Receiver - This 30mm pylon with integral female receiver can be used with either the NAAA100 or NAAA225 tube clamps, but at 420mm long, is suitable for most transtibial applications and can be cut down to suit.	160kg
10 NAL-TF900SET	APC Aluminium Thermoplastic Socket Attachment Plate Set - This two piece socket attachment plate has been designed for use on thermoplastic sockets, to provide a flat mounting surface for any 4 hole adapter, but can be used on laminated sockets as well.	100kg
11 NAL-420L	APC Aluminium Round 4-Hole Laminating Plate Threaded - This simple aluminium plate, with 4 threaded holes, is ideal for use with laminate sockets, but can also be used on thermoplastic sockets, provided a flat surface can be achieved onto which a 4 hole adapter can be bolted.	100kg


Stainless Steel 30mm Structural Components

Part Number	Description	Weight Limit
1 NAAASS237	3-Prong Laminating Piece SS Stainless Steel - This part number is only for the adapter and can take either NAAA214-01 or NAA216-01, or any component with an M36 threaded top.	136kg

Note: The weight limit is 123kg for the NAAA aluminium components above for patients of K4 activity level.

Weight Limit - 160kg (unless otherwise stated)

Please note that when ordering components from different ranges for the same build, the lowest rated component becomes the maximum weight limit of the build.



Aluminium 30mm Structural Components

Part Number	Description	Weight Limit
1	NAAA221 35mm Double-Ended Adapter	160kg
2	NAAA222 45mm Double-Ended Adapter	160kg
3	NAAA223 60mm Double-Ended Adapter	160kg
4	NAAA224 75mm Double-Ended Adapter	160kg
5	NAAA200 420mm Bonded Pylon	160kg
6	NAAA202 420mm Aluminium Pylon Bonded to Male Adapter	160kg
7	NAAA225 30mm Clamp Adapter	160kg
8	NAAA285 Foot Pyramid - This foot adapter is specifically for use with the Seattle Lightfoot, Natural or SACH, though these now come with an adapter already fitted.	136kg

Note: The weight limit is 123kg for the NAAA aluminium components above for patients of K4 activity level.



Weight Limit - 166kg

Please note that when ordering components from different ranges for the same build, the lowest rated component becomes the maximum weight limit of the build.

Titanium 30mm Structural Components


Part Number	Description	Weight Limit
1	NTI-100C-FL Titanium Tube Clamp Adapter	166kg
2	NTI-120P Titanium Tube Clamp w/ Pyramid Adapter	166kg
3	NTI-205C Titanium 5 Degree Angled Tube Clamp Adapter (pictured)	166kg
	NTI-210C Titanium 10 Degree Angled Tube Clamp Adapter	166kg
	NTI-215C Titanium 15 Degree Angled Tube Clamp Adapter	166kg
	NTI-220C Titanium 20 Degree Angled Tube Clamp Adapter	166kg
4	NTI-130D Titanium 30mm Dual Receiver Adapter	166kg
	NTI-132D Titanium 32mm Dual Receiver Adapter	166kg
	NTI-138D Titanium 38mm Dual Receiver Adapter	166kg
	NTI-145D Titanium 45mm Dual Receiver Adapter	166kg
	NTI-152D Titanium 52mm Dual Receiver Adapter	166kg
	NTI-160D Titanium 60mm Dual Receiver Adapter	166kg
	NTI-168D Titanium 68mm Dual Receiver Adapter	166kg
5	NTI-175D Titanium 75mm Dual Receiver Adapter	166kg
	NTI-110LONG Titanium Pylon with Receiver Adapter (Overall length = 96.5mm) - This pylon, with its integral female receiver has an overall length of nearly 100mm, but can be cut down very short and with the use of NTI-100C-SH can provide a double adapter of less than 60mm, with rotation.	166kg
	NTI-110SH Alternatively, use the NTI-110SH (pictured) which is approximately 50mm in length.	166kg
6	NTI-740L Titanium 4 Prong Laminating Base w/ Fixed Pyramid Adapter	166kg
7	NTI-100C-SH Titanium 30mm Tube Clamp Adapter Short - This adapter has been designed to provide a build that is approximately 10mm shorter than the standard clamp, with the knurled inner surface of the clamp providing the necessary grip to prevent rotation	166kg
8	NMA10A42/T Titanium Slide Adapter with 4 Adjustment Set Screws Important note: this component is not waterproof or water resistant.	175kg

Note: Whilst the components showing the blue water symbol are therefore waterproof, please note that these components do not have drainage slots.

Titanium Rotation Adapters

These adapters restore natural mobility to transfemoral amputees in everyday situations. The transtibial section can be moved laterally, making it possible to sit comfortably again for long periods.

Part Number	Description	Weight Limit
9	NTA-1 Titanium Rotation Adapter, 220g The NTA-1 rotation adapter can be assembled onto any 4-hole connector and can rotate up to 5°, due to its elongated mounting hole. An additional socket adapter is not required.	150kg
10	NTA-2 Titanium Rotation Adapter, 268g The NTA-2 rotation adapter offers even more adjustment options and up to 30° rotation with the M36 threaded connector.	150kg



Weight Limit - 166kg Titanium (unless otherwise stated)

Please note that when ordering components from different ranges for the same build, the lowest rated component becomes the maximum weight limit of the build.

Titanium 30mm Structural Components

Part Number	Description	Weight Limit
1	NTI-465TRF Titanium 4 Hole Clamping Adapter (Centre Thread) with Rotatable Receiver	166kg
2	NTI-460TRM Titanium 4 Hole Clamping Adapter (Centre Thread) with Rotatable Pyramid	166kg
3	NTI-460TB Titanium 4 Hole Clamping Adapter with Centre Thread - This part number is only for the baseplate used on NTI-465TRF and NTI-460TRM. It will obviously take either NTI-50FS or NTI-00MS or any component with an M36 threaded top.	166kg
4	NTI-425BH Titanium 4 Hole Pyramid Adapter with Centre Hole	166kg
5	NTI-400B Titanium 4 Hole Pyramid Adapter	166kg
6	NTI-400A Titanium Offset 4 Hole Pyramid Adapter (Axial) - This adapter has the pyramid offset by 5mm in one direction.	166kg
7	NTI-400D Titanium Offset 4 Hole Pyramid Adapter (Diagonal) - This adapter has the pyramid offset by 5mm in two directions.	166kg
8	NTI-00MS Titanium Rotatable Pyramid with Male Thread and Centre Hole - This item can be used in the baseplate NTI-460TB, NSS-800BASE or and adapter with an M36 thread.	166kg
9	NTI-50FS Titanium Receiver with Male Thread - This item can be used in the baseplate NTI-460TB or any adapter with an M36 thread.	166kg
10	NTI-60FS Titanium Rotatable Receiver with Female Thread Height 36.3mm	166kg
11	NTI-01MS Titanium Rotatable Pyramid with Threaded Clamp	166kg

Note: By combining items 8,9,10 and 11, it is possible to create a selection of short rotatable double adapters.

Note: Whilst the components showing the blue water symbol are therefore waterproof, please note that these components do not have drainage slots.

Structural and Socket Components - 30mm Titanium & Stainless Steel

Weight Limit - 166kg Titanium & 136kg Stainless Steel (unless otherwise stated)

Please note that when ordering components from different ranges for the same build, the lowest rated component becomes the maximum weight limit of the build.



Titanium 30mm Structural Components

Part Number	Description	Weight Limit
1	NTI-17TC2-BLACK 440mm Pylon with Titanium Receiver Adapter BLACK	166kg
2	NTI-10TC2-BLACK 262mm Pylon with Titanium Receiver Adapter BLACK	166kg
3	NTI-10TC2-I-BLACK 262mm Pylon with Internal Titanium Receiver Adapter BLACK This pylon has its adapter bonded to the inside of the tube, which some clinicians prefer the appearance of, but which also allows it to be cut much shorter, should the need arise.	166kg
4	NTI-TF900SET Titanium Thermoplastic Socket Attachment Plate Set This two-piece socket attachment plate has been designed for use on thermoplastic sockets, to provide a flat mounting surface for any 4-hole adapter, but can be used on laminated sockets as well.	166kg
5	NTI-420L Titanium Round 4-Hole Laminating Plate This simple 4.8mm thick lamination plate, with 4 M6 threaded holes, comes with 4 of each M6 x 20mm and M6 x 25mm water resistant screws and is ideal for laminate sockets, but can also be used on thermoplastic sockets, provided a flat surface can be achieved onto which a 4 hole adapter can be bolted.	166kg

Note: Whilst the components showing the blue water symbol are therefore waterproof, please note that these components do not have drainage slots.

Stainless Steel 30mm Structural Components



Stainless Steel 30mm Structural Components

Part Number	Description	Weight Limit
1	NSS-800LM SS 3 Prong Adapter with Rotatable Pyramid	125kg
2	NSS-850LM SS 3 Prong Adapter with Rotatable Receiver	125kg
	NSS-800BASE SS 3 Prong Adapter Threaded with Female Thread - This part number is only for the adapter, as used on NSS-800LM and on NSS-850LM with their stainless steel pyramid and female receiver. It will take either NTI-50FS or NTI-00MS to provide a lighter build, or any component with an M36 threaded top.	125kg
3	NSS-50FS Stainless Steel Receiver with Male Thread - This item can be used in the baseplate NTI-460TB or any adapter with an M36 thread.	136kg
4	NSS-60FS Stainless Steel Rotatable Receiver with Female Thread Height 36.3mm	136kg
5	NSS-01MS Stainless Steel Rotatable Pyramid with Threaded Clamp	136kg
6	NSS-00MS Rotatable Pyramid with Male Thread	136kg

Note: These Stainless Steel components are not waterproof or water resistant.

Structural and Socket Components - Waterproof with Drainage



Weight Limit - 166kg

Please note that when ordering components from different ranges for the same build, the lowest rated component becomes the maximum weight limit of the build.


Aluminium 30mm Structural Components		
Part Number	Description	Weight Limit
1	NTI-100C-DH Titanium Tube Clamp With drain holes and contains water resistant fasteners.	166kg
2	NTI-10TC2-DH 262mm Aluminium Pylon with Titanium Receiver With drain holes and contains water resistant fasteners.	166kg
3	NTI-17TC2-DH 440mm Aluminium Pylon with Titanium Receiver With drain holes and contains water resistant fasteners.	166kg
4	NTI-10TC2-DH-BLACK 262mm Aluminium Pylon with Titanium Receiver With drain holes and contains water resistant fasteners, BLACK version.	166kg
5	NTI-17TC2-DH-BLACK 440mm Aluminium Pylon with Titanium Receiver With drain holes and contains water resistant fasteners, BLACK version.	166kg
6	NTI-740L 4 Prong Titanium Laminating Adapter with Pyramid	166kg

Note: All components listed above are not only waterproof, but have drainage slots to ensure any water ingress into the tube can escape. This makes these components ideal for use on shower limbs, or for any application wherever there is submersion in, or frequent contact with water.

Structural and Socket Components - 30mm & 34mm Heavy Duty Titanium

30mm Trulife Components Weight Limit - 205kg (unless otherwise stated)

Please note that when ordering components from different ranges for the same build, the lowest rated component becomes the maximum weight limit of the build.



30mm Heavy Duty Titanium Structural Components

Part Number	Description	Weight Limit
1	NAAAHTI210 4-Hole Male Pyramid Adapter	205kg
2	NAAAHTI217 Splined 4-Hole Male Rotatable Pyramid Adapter	205kg
3	NAAAHTI218 Splined 4-Hole Female Rotatable Receiver Adapter	205kg
4	NAAAHTI221 35mm Long Double Ended Adapter	204kg
5	NAAAHTI225 Clamp Adapter	204kg
6	NAAAHTI200 Bonded Pylon 420mm	205kg
7	NAAASMP Seattle Mounting Plate - Includes Expulsion Valve Insert	205kg

This lamination plate is supplied with an expulsion valve as standard, but can be used without, if required.

Note: The weight limit is 168kg for the heavy duty aluminium components above for patients of K4 activity level.

34mm APC Components Weight Limit - 227kg

Please note that when ordering components from different ranges for the same build, the lowest rated component becomes the maximum weight limit of the build.




34mm Heavy Duty Titanium Structural Components

Part Number	Description	Weight Limit
1	NHD-100C Heavy Duty Titanium Tube Clamp	227kg
2	NHD-110LONG Heavy Duty Titanium Receiver / Pylon Adapter - Long (82mm) Pylon	227kg
3	NHD-105C Heavy Duty Titanium Tube Clamp with 5mm Offset	227kg
4	NHD-132D Heavy Duty Titanium Dual Receiver Clamp	227kg
5	NHD-740L Heavy Duty Titanium 4-Prong Lamination Pyramid	227kg

Components Weight Limit - 100-166kg

Please note that when ordering components from different ranges for the same build, the lowest rated component becomes the maximum weight limit of the build.



Special Adapters		
Part Number	Description	Weight Limit
1	NMA11A15/A Aluminium Tube Clamp Adapter with Pyramid Ø 30mm	100kg
2	NMA10A41/T Titanium Female Lamination Adapter with Shift	100kg
3	NMA10A43/T60 60mm Titanium Double Adapter with Shift	100kg
	NMA10A43/T75 75mm Titanium Double Adapter with Shift	100kg
4	NMA10A45/T Titanium Double Pyramid with Shift	100kg
5	NMA11A14/A Aluminium Double Adapter with Pyramid	100kg
6	NTI-125P Titanium Pyramid and Receiver	166kg
7	NMA10A60/A41 Aluminium Double Pyramid Adapter 15mm	100kg
	NMA10A60/A50 Aluminium Double Pyramid Adapter 23mm	100kg
8	NTI-115DM Titanium Dual Pyramid Adapter 16mm	166kg
9	NMA11A16/T Titanium Pyramid Adapter with 30mm Core	125kg
	NMA11A16/S Stainless Steel Pyramid Adapter with 30mm Core	150kg
10	NTI-112P Titanium 30mm Pylon with Pyramid, Short	166kg
11	NMA10A89/T Titanium Four Hole Female Adapter Offset	100kg

Note: Whilst the components showing the blue water symbol are therefore waterproof, please note that these components do not have drainage slots.

APC Endo-lock

This water resistant lock from APC has a Derlin® body for use in laminating or thermoforming applications, with two pin options and an additional replacement pin length.

Features and Benefits

- 166kg weight limit
- Includes 1 pin
- Can be used for laminated or thermoformed fabrication



Waterproof



Ordering Information

APC Endo-Lock	Part Number
APC Endo-Lock with 1.75" (44.5mm) Pin Can be used for laminated or thermoformed fabrication	NLOC-ENDO-1.75
APC Endo-Lock with 2.5" (63.5mm) Pin Can be used for laminated or thermoformed fabrication	NLOC-ENDO-2.50

Spare Parts Ordering Information

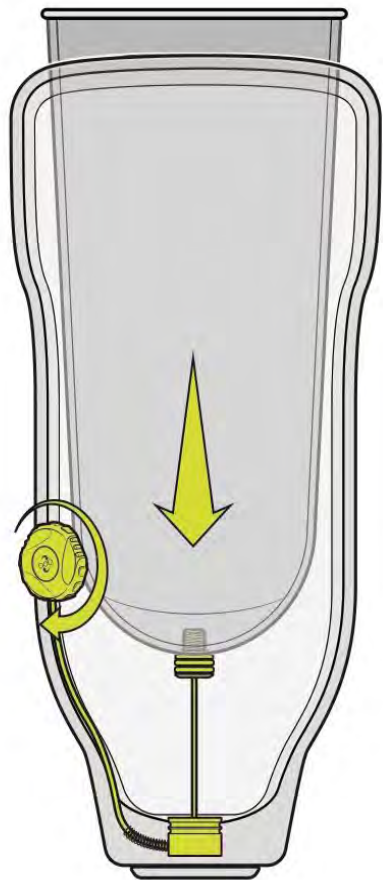
APC Endo-Lock Replacement Pin 1" (25.4mm) NLOC-APC-1.00-PIN
APC Endo-Lock Replacement Pin 1.75" (44.5mm) NLOC-APC-1.75-PIN
APC Endo-Lock Replacement Pin 2.5" (63.5mm) NLOC-APC-2.5-PIN

RevoFit Lanyard

Using the BOA M3 dial with 2:1 gearing to provide the mechanical advantage required, ensures that the liner and residual limb can be easily pulled into the socket in correct alignment, negating the need for patients to stand and force their limb into the device.

The fitting of a simple expulsion valve and optional suction sleeve can enable the system to achieve an extremely high level of suspension, allowing the user to engage in high level activities.

Within the Click Medical range, there are a number of products suitable for orthotic application. For further details, please visit our website.



Features and Benefits

- Easy and rapid donning, offering patients the ability to don whilst seated
- The lanyard automatically positions the liner in the correct alignment, eliminating pin lock frustrations
- Dial can be mounted anywhere to accommodate the patient's functional needs and is easily adjustable through clothes and during activity
- High lanyard tension through 2:1 gearing
- Positive lanyard lock
- 'Air lock' created as once drawn into the socket, the lanyard connector seals into the distal adapter
- Easy lock release
- Waterproof system, making it ideal for use in a swimming or bathing prosthesis
- Spectra cord lanyard rated to 100kg loading



Waterproof



2:1 mechanical advantage



Numerous dial mounting options

Ordering Information

Description	Part Number
RevoFit Lanyard Kit (includes spare lanyard)	NCMPK3000-220-05

Service Parts Ordering Information

Description	Part Number
Lanyard Re-lacing Kit	NCMRP3001-000-10
Lanyard Dial Replacement Set	NCMRP3000-220-05
Lanyard - Lower Limb Ex-Threaded Insert	NCMRP3002-000-00
Lanyard - Upper Ex-Threaded Insert	NCMRP3003-000-05

Structural and Socket Components - Click Medical - RevoFit

RevoFit Versa Kit

Particularly beneficial in cases where a patient has limited motion or mobility to reach the dial, the RevoFit Versa allows the reel to be placed anywhere on the socket, with the cord ports exiting the H3 BOA reel parallel to each other.



Ordering Information

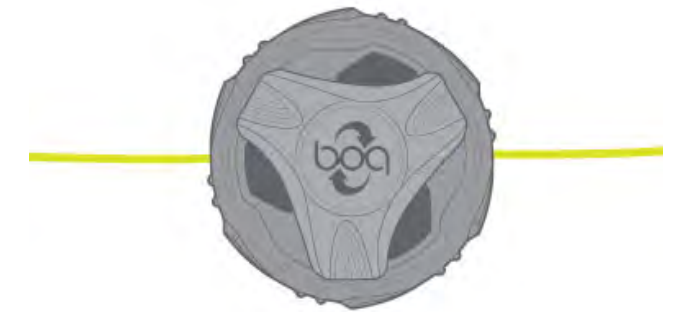
Description	Part Number
RevoFit Versa Kit	NCMPK0150-320-05

Service Parts Ordering Information

Description	Part Number
Lamination Dummy	NCMPK0101-320-10
RevoFit Lamination Tubing with Sleeve	NCMPK0080-000-10
Restringing Kit for Direct and Versa	NCMPK0060-000-10

RevoFit Direct

RevoFit Direct applies to cases where it is necessary for the cord ports to be placed directly opposite each other. As with the Versa, the Direct uses the H3 BOA reel.




Ordering Information

Description	Part Number
RevoFit Direct Kit	NCMPK0100-320-05

Service Parts Ordering Information

Description	Part Number
Lamination Dummy	NCMPK0151-320-10
RevoFit Lamination Tubing with Sleeve	NCMPK0080-000-10
Restringing Kit for Direct and Versa	NCMPK0060-000-10



Aria Valves

Designed specifically for use in transtibial suction sockets of any type, these auto expulsion valves are fairly small, at 22mm diameter and have a low profile. They are best installed using the M10 threaded housing/dummy to drape or laminate over, or they can be retro fitted into an existing socket by drilling and tapping out the socket material. The Plus version has a push button to release the suction, making it ideal for use with a suction seal liner, such as the 4Seal, whereas the other option has no button, but is fine for use on a suction sleeve system.

Part Number	Description
1 NCA200-AVM	Aria Valve - Includes threaded housing Note: Image shows all black imperial components and black/grey metric components. This part number is for the metric thread.
2 NCA200-AVPM	Aria Valve Plus - Includes threaded housing - with push button Note: image shows all black imperial components and black/grey metric components. This part number is for the metric thread.
3 NCA300-HYV	Aria Hybrid Valve - for all elevated vacuum applications. Features a built in barb attachment (with internal check valve) for connection to any vacuum pump system.
4 NCA300-ASBM	Aria Safety Barb- features a 90 degree swivel fitting and an internal 1-way safety valve to prevent loss of vacuum in the case of hose disconnect or pump/hose malfunction. This part number is for the metric thread.
5 NCA300-B90	90-Degree Stainless Steel Barb
6 NCA300-AVT	Aria Valve Tool - this allows a valve to be screwed in or out, even when mounted in a recess and the other end is for removing the valve caps.

Pee Wee Valve SI

This small, manually operated valve has a high air flow capacity. Its low profile design, at only 14.2mm diameter and 6.3mm high, makes it suitable for both lower and upper limb applications. It can be retro-installed by drilling and tapping through the socket. A threaded housing is also available to allow it to be used in soft thermoplastic sockets. Threaded housing NPA-PW-SI-H.

Part Number	Description
7 NPA-PWSI	Pee Wee Valve SI
NPA-PWSI-H	Threaded Housing

Lyn Valve BK / BK2

These valves are similar to the Aria Valves, but in white and with a slightly slower airflow rate. The BK functions in the same way as the Aria Valve and the BK/2 functions like the Aria Valve Plus.

Part Number	Description
8 NPA0202M	Lyn Valve BK2 Metric Thread
NPA0222M	Threaded Housing
NPA0200M	Lyn Valve BK Metric Thread

RV Slide

This auto expulsion valve allows air to be evacuated through it when closed, but by simply sliding the button to one side, in any direction, the valve opens and remains open until the button is slid back into the centre, with an audible click to indicate that the valve is then closed. It can be used with any socket material, on transfemoral or transtibial sockets designed to be used with suction seal type liners.

Part Number	Description
9 NPA0400	Lyn Valve RV Slide



High Vac Barb / HV Socket Port

Designed for use with vacuum systems, the High Vac Barb can be retro-installed by drilling and tapping through the socket, or by using the Pee Wee threaded housing NPA-PWSI-H. The top section swivels in the housing and there is an integral valve to prevent sudden loss of suction should the vacuum system fail in some way. For transfemoral applications the HV Socket Port can be included to enable the socket to be donned more easily, since with the plug removed a large volume of air can be expelled quickly, or a donning sleeve can be used and the plug then refitted to provide a secure seal.

Part Number	Description
1 NPA0089	High Vac Socket Port
1 NPA0090	High Vac Barb

Lyn Valve RV

Available as either an auto or manual expulsion valve, these large diameter valves are suitable for transfemoral applications, especially when used in conjunction with suction seal liners. With the valve removed from its housing, the patient is able to expel the air quickly and see how well they have donned the socket. The valve has no holes that may become blocked, or trap the skin, when not used with a liner.

Part Number	Description
2 NPA0002	Lyn Valve RV / Auto Expulsion
NPA0300	Lyn Valve RV / Manual Expulsion

GLP Standard Valve

The standard valve lets air flow out when the button is pressed.

Part Number	Description
3 NF008001	GLP Standard Valve, complete with valve housing.

GLP Rubber Valve

The rubber valves snap in place and are a simple alternative for prostheses with flexible inner sockets.

Part Number	Description
4 NF008111	GLP Rubber Valve, complete with valve housing.

Flat Rubber Valve

The flat rubber valve can be pushed into an aperture cut into the socket, or into the NE-V01 housing. It provides a simple alternative for prostheses, whatever the socket material.

Part Number	Description
5 NV02	Flat Rubber Valve, with thumb flap, without valve ring. Inside diameter 24mm.
6 NE-V01	Valve Ring

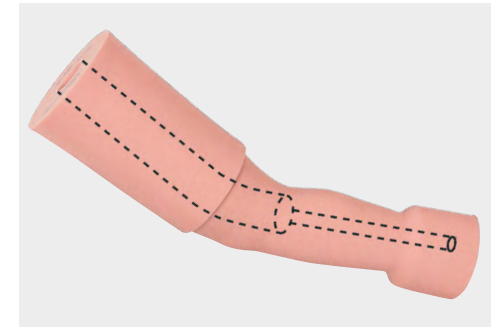
Trulife Seattle Lamination Blocks

Part Number	Description	Weight Limit
7 NSAB310	Seattle Ankle Block, Standard - designed for exoskeletal setup of the Seattle Natural foot models (NSNF160/163/170/173) and Seattle SACH foot models NSCH110/113/120/123.	136kg
8 NSAB320	Seattle Ankle Block, Low Profile - designed for use with Seattle Lightfoot ² NSLF195/198.	102kg

Wooden Attachment Blocks

For better connection with laminate and for easier sanding.

Part Number	Description
9 NMA12A7	Socket Attachment Block - with poplar wood, 4 countersink head bolts 22A5/M6x20 including lamination dummy 12A3/E2 and sealing grease 22A100 with plastic for optimal sanding.



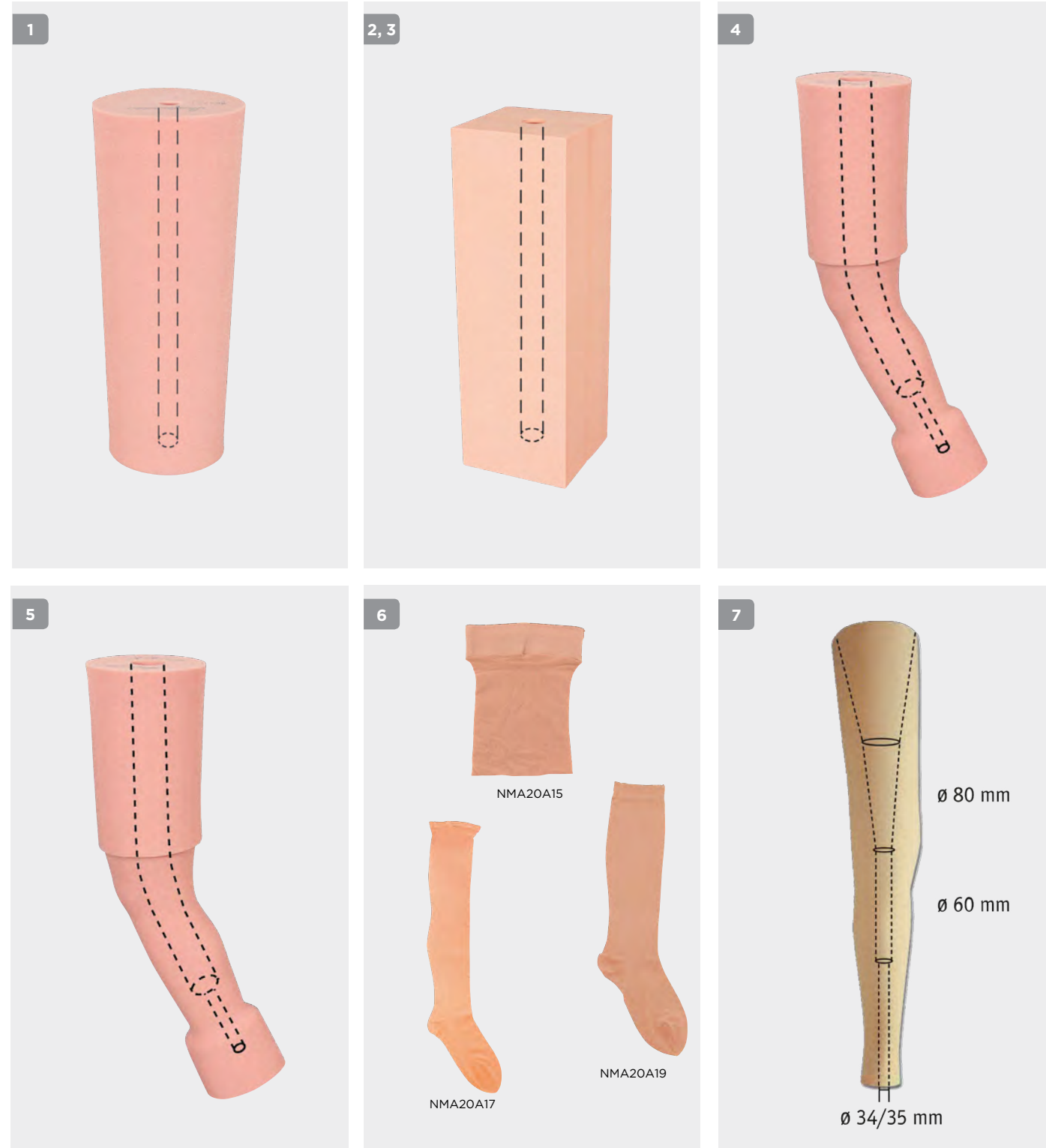
Streifeneder 
ortho production



skinergy**plus**



Custom **Silicone**



Cosmetic Soft Foam Cover - Modular, Transtibial and Knee Disarticulation Prostheses				
Part Number	Length	Top	Bottom	Bore
1 NMA60A7	50cm	18.5cm	16cm	Ø 30mm

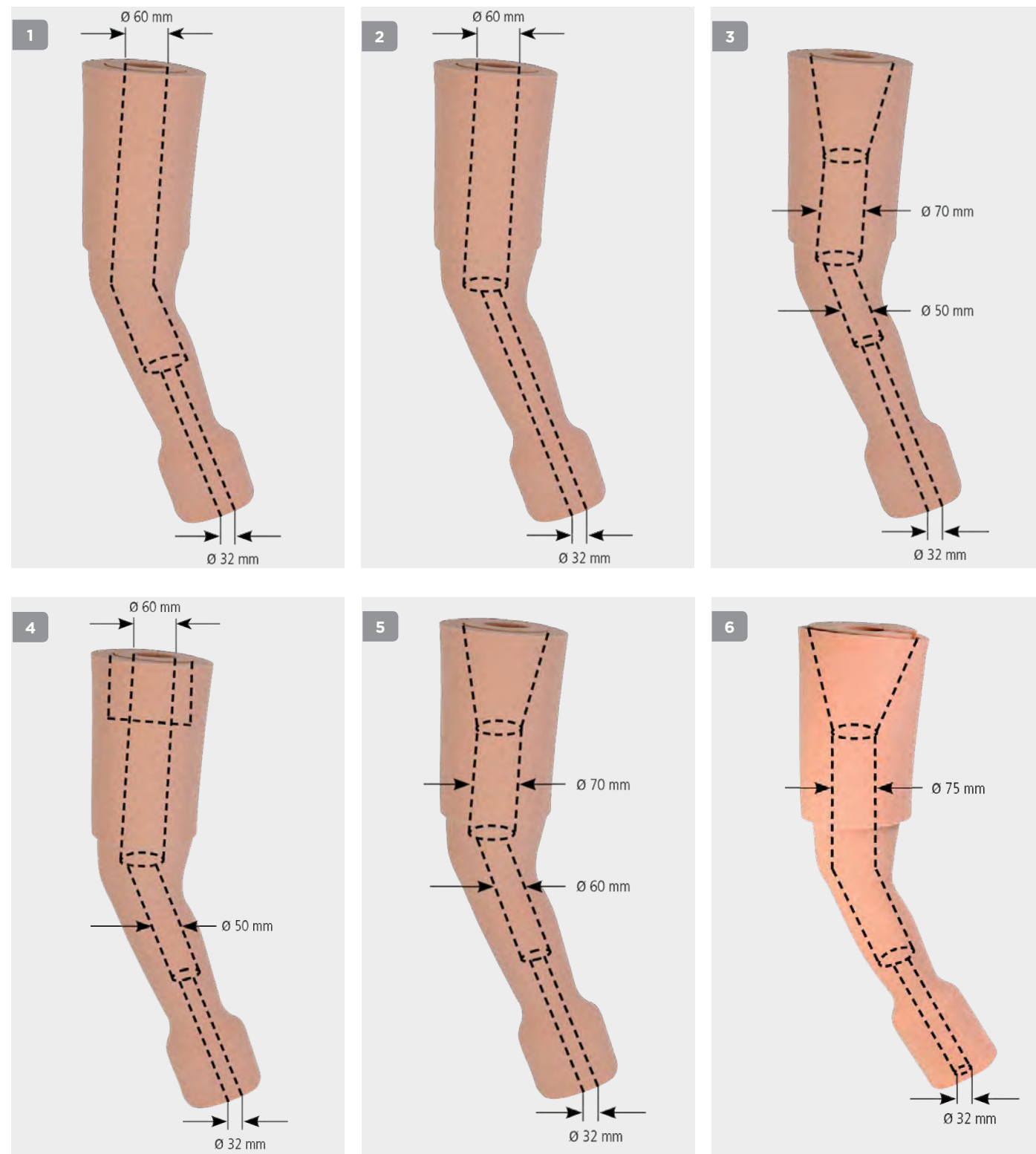
Cosmetic Soft Foam Cover - Modular and Transtibial Prostheses. Mouldable at 100-130°C				
Part Number	Length	Top	Bottom	Bore
2 NMA60A8	50cm	16cm	16cm	Ø 30mm
3 NMA60A9	50cm	16cm	16cm	Ø 34mm

Cosmetic Soft Foam Cover - Above Knee with Step Bore (Ø 60mm / 32mm)			
Part Number	Side	Knee Height	Calf Circ.
4 NMA60A42/36L	Left	42cm	36cm
NMA60A42/36R	Right	42cm	36cm
NMA60A42/40L	Left	42cm	40cm
NMA60A42/40R	Right	42cm	40cm
NMA60A42/44L	Left	42cm	44cm
NMA60A42/44R	Right	42cm	44cm
NMA60A47/36L	Left	47cm	36cm
NMA60A47/36R	Right	47cm	36cm
NMA60A47/40L	Left	47cm	40cm
NMA60A47/40R	Right	47cm	40cm
NMA60A47/44L	Left	47cm	44cm
NMA60A47/44R	Right	47cm	44cm
NMA60A52/36L	Left	52cm	36cm
NMA60A52/36R	Right	52cm	36cm
NMA60A52/40L	Left	52cm	40cm
NMA60A52/40R	Right	52cm	40cm
NMA60A52/44L	Left	52cm	44cm
NMA60A52/44R	Right	52cm	44cm

Cosmetic Soft Foam Cover - Above Knee (same version as NMA60A47 but with extra long step-bore)			
Part Number	Side	Knee Height	Calf Circ.
5 NMA61A47/36L	Left	47cm	36cm
NMA61A47/36R	Right	47cm	36cm
NMA61A47/40L	Left	47cm	40cm
NMA61A47/40R	Right	47cm	40cm
NMA61A47/44L	Left	47cm	44cm
NMA61A47/44R	Right	47cm	44cm

Stockings	
Part Number	Side
6 NMA20A17/1	Small to NMA20A17/4 - Large. Transfemoral Stockings
NMA20A15/1	Small to NMA20A15/3 - Large. Proximal Connection
NMA20A19/1	Small to NMA20A19/3 - Large. Transtibial Stockings

Cosmetic Soft Foam Cover for Modular - Transfemoral Prosthesis (Uniprox)			
Part Number	Side	Calf Circ.	Size
7 NFO42016	Left	40cm	Small
NFO42017	Right	40cm	Small
NFO42018	Left	44cm	Large
NFO42019	Right	44cm	Large



Transfemoral Cosmetic Soft Foam Cover
Large circumferences with 2-step-bore (Ø 60mm / Ø 32mm)

Part Number	Side	Calf Circ.	Knee Height
1 NMA65A10	Left / Right	52cm	52cm

Cosmetic Soft Foam Cover
Modular - transfemoral prosthesis with 2-step-bore (Ø 60mm / Ø 32mm)

Part Number	Side	Calf Circ.	Knee Height
2 NMA65A11/44L	Left	44cm	52cm
NMA65A11/44R	Right	44cm	52cm

Cosmetic Soft Foam Cover
Modular - transfemoral prosthesis with conical 3-step-bore (Ø 70mm / Ø 50mm / Ø 32mm)

Part Number	Side	Calf Circ.
3 NMA65A12/40L	Left	40cm
NMA65A12/40R	Right	40cm
NMA65A12/44L	Left	44cm
NMA65A12/44R	Right	44cm

Cosmetic Soft Foam Cover
Modular - transfemoral prosthesis with conical 3-step-bore (Ø 60mm / Ø 50mm / Ø 32mm)

Part Number	Side	Calf Circ.	Knee Height
4 NMA65A13/40L	Left	40cm	52cm
NMA65A13/40R	Right	40cm	52cm
NMA65A13/44L	Left	44cm	52cm
NMA65A13/44R	Right	44cm	52cm

Cosmetic Soft Foam Cover
Modular - transfemoral prosthesis with conical 3-step-bore (Ø 70mm / Ø 60mm / Ø 32mm)

Part Number	Side	Calf Circ.	Knee Height
5 NMA65A14/44L	Left	44cm	52cm
NMA65A14/44R	Right	44cm	52cm

Cosmetic Soft Foam Cover
Transfemoral prostheses for Kinegen Stream knee N3A2000, N3A2100, N3A2200 - with conical pre-bore and with step-bore extra long (Ø 75mm / Ø 32mm)

Part Number	Side	Calf Circ.	Knee Height
6 NMA62A152/40L	Left	40cm	52cm
NMA62A152/40R	Right	40cm	52cm
NMA62A152/44L	Left	44cm	52cm
NMA62A152/44R	Right	44cm	52cm

Skinergy Plus Closed / Split Toe


Manufactured using the latest innovation in silicone technology, Skinergy Plus provides an extremely high level of cosmesis for the below-knee user, incorporating a uniquely seamless finish.

Easy to fit, enhanced toughness and improved realism makes Skinergy Plus our most impressive leg cover yet.



Features and Benefits

- Integrated reinforcing mesh and advanced silicone material for a more durable finish
- Now available in 19 colour shades with unique TrueFinish™ micropigmentation and seamless finish for authentic realism
- Split or closed toe options to suit any foot size 220mm to 300mm
- Two calf sizes
- Easily removable for hardware adjustment, maintenance or repair
- Suitable for ankle disarticulation and partial foot applications
- Easy to clean using soap and water
- Colour swatch is available to order to demonstrate all 19 shades
- 3-month warranty



Semi-custom nail finish



Closed toe option

Ordering Information

Part Number	Part Number	Foot Size	Ankle Circ (cm)		Mid Calf Circ (cm)		Top of Cover Circ (cm)		Cover Length From Floor to: (cm)	
			Min	Max	Min	Max	Min	Max	Mid Calf	Cover Top
Split Toe	Closed Toe	Size	Min	Max	Min	Max	Min	Max	Mid Calf	Cover Top
TLC22LS/E*	TNS22LS/E*	22-23	20	25	28	35	26	32.5	32	55
TLC22RS/E*	TNS22RS/E*	22-23	20	25	28	35	26	32.5	32	55
TLC22LL/E*	TNS22LL/E*	22-23	20	25	32	40	30	37.5	32	55
TLC22RL/E*	TNS22RL/E*	22-23	20	25	32	40	30	37.5	32	55
TLC24LS/E*	TNS24LS/E*	24-25	22	27.5	31	39	29	36	34.5	57
TLC24RS/E*	TNS24RS/E*	24-25	22	27.5	31	39	29	36	34.5	57
TLC24LL/E*	TNS24LL/E*	24-25	22	27.5	35	44	33	41	34.5	57
TLC24RL/E*	TNS24RL/E*	24-25	22	27.5	35	44	33	41	34.5	57
TLC26LS/E*	TNS26LS/E*	26-27	22	28	32	40	30	37.5	37	61
TLC26RS/E*	TNS26RS/E*	26-27	22	28	32	40	30	37.5	37	61
TLC26LL/E*	TNS26LL/E*	26-27	22	28	37	46	35	44	37	61
TLC26RL/E*	TNS26RL/E*	26-27	22	28	37	46	35	44	37	61
TLC28LS/E*	TNS28LS/E*	28-30	24	30	34	42.5	32	40	39.5	66
TLC28RS/E*	TNS28RS/E*	28-30	24	30	34	42.5	32	40	39.5	66
TLC28LL/E*	TNS28LL/E*	28-30	24	30	39	49	37	46	39.5	66
TLC28RL/E*	TNS28RL/E*	28-30	24	30	39	49	37	46	39.5	66

E* denotes colour. For example, TNS22LS/E5.

Warranty: 3 months

Technical Information

Part Number	Description
NCT9740	Skinergy Plus True Finish 25mm Punchtool
E24655	Skinergy Plus True Finish Swatch Kit
E26625/E*	Skinergy Plus True Finish Patch Kit
E26626/E*	Skinergy Plus True Finish Spare Kit

Skinergy covers can be requested with the following non-standard finishes: uncut, unpainted toenails. If a non-standard finish or bilateral cover is required, please specify when ordering.

TrueFinish Colours



Colour Matching:

These swatches are printed as guidance only. For colour matching, the swatch kits should be used (part number E24655).

Custom Silicone High Definition Cosmesis

We invest in devising the most natural coverings for both upper and lower limb prostheses, as well as cosmetic restorations and individual digits.

Designed bespoke to individual requirements, our custom silicone cosmeses are sculpted in-house at our Silicone Clinic, and in close consultation with the patient.

Unlike many similar products, our fabrication techniques involve colouring the silicone material prior to sculpting, as opposed to surface painting. This process allows the layering of different shades of silicone to give a translucent finish to the cosmesis, achieving an effect similar to natural skin.

Lower limb products within the range include:

- Individual fingers and toes
- Partial feet
- Lower limb covers
- Custom liners
- Cosmetic restorations

Custom silicone products are also available for upper limb patients. Please refer to the Steeper Upper Limb Catalogue for further information.

Features and Benefits

- Unique Spectromatch electronic colour matching process for a near-perfect match to an individual's skin shade
- Each cosmesis is sculpted by hand to meet the patient's specific requirements
- Realistic appearance and touch
- Skin pigmentation, freckles, veins, hair and tattoos can be incorporated for an authentic finish
- Fabrication techniques involve colouring the silicone material prior to sculpting to give a translucent finish
- Lower limb and upper limb products available, including partial limbs and digits
- Easy to clean using soap and water
- Nails can be painted

Ordering Information

Custom silicone products are made specifically to order. For further details or to place an order with the Silicone Clinic, please email silicone@steepergroup.com or call +44 (0) 870 850 8228.

Technical Information

Spectromatch

The Spectromatch colour matching system stores up to 22,000 colours and offers a far superior colour matching process to traditional swatches.

As the system stores a large number of colours, numerous measurements can be taken and accurate colour options recorded in minutes, regardless of the lighting conditions.

The following steps must be taken for the process:

- Digital photography to show details of colour blending, hairs, veins, nails, freckles and tattoos of the sound limb.
- Cast modification to ensure the prosthesis fits securely over the residual limb.
- Check socket manufacture - for all partial feet and cosmetic restorations, to ensure suitable comfort and suspension.
- Colour matching using the Spectromatch camera - please contact the Silicone Clinic, who will be able to provide a camera and details of the required steps within this process.



Spectromatch colour matching



Lower limb custom silicone cover



ÖSSUR
LIFE WITHOUT LIMITATIONS



Streifeneder
ortho production



Trulife



uniprox

Relax Night Care Sock

The Relax range provides a pain-relieving effect from phantom limb pain, phantom limb sensation and idiopathic residual limb pain. This is due to the metallurgical knitted fabric (Umbrellan®) screening against electromagnetic influences. The Relax Night Care socks are the ideal complement to the Relax liners as the sock is suitable for wearing as a night time alternative.

Umbrellan fabric is a unique, patented knitted fabric that combines with an excellent electromagnetic screen. The materials used on the metallurgical base are hypoallergenic, climate-regulating and have antibacterial properties. Its functionality, therapeutic benefit and quality have been statistically significantly demonstrated.

The socks are elasticated with a soft top band providing a snug comfortable non-slip fit. The clima-comfort® technology ensures a high degree of comfort by transporting moisture rapidly from the skin to the surface of the stocking, reducing sweating. At the same time, the skin has an optimal oxygen supply to prevent it drying out.

Electromagnetic shielding: As evidenced in Fisher K, Oliver S, Sedki I, Hanspal R. The effect of electromagnetic shielding on phantom limb pain: A placebo-controlled double-blind crossover trial. *Prosthetics and Orthotics International*. 2015.

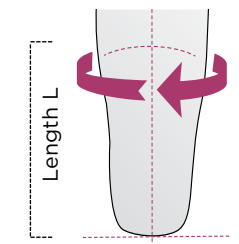
Features and Benefits

- Pain-relieving effect due to integral electromagnetic shield
- Clima-comfort technology - warming and cooling function depending on environmental temperature
- Elastic knit with soft top bands for comfortable, reliable fit without slipping or constricting
- Suitable for wearing day and night or whenever the prosthesis is not being worn



Ordering Information

Circumference A (Level of topband end of residual limb)	Size	Part Number for 30cm Length	Part Number for 40cm Length
20-26 cm	S		N1880322
26-33 cm	M	N1880328	N1880323
33-42 cm	L	N1880329	N1880324
42-52 cm	XL	N1880325	N1880327
52-62 cm	XXL	N1880326	



Size Selection

1. Depending on the desired length (L), measure the circumference (A) 30cm or 40cm above the end of the residual limb.

2. Residual limb length L and the circumference are the basis for selecting the correct Össur RELAX Night Care size.

Important information

The Össur Relax Night Care Sock is available in two standard lengths (30cm or 40cm). Please choose the closest size depending on the residual limb length. The sock can be carefully sewn over for residual limbs < 30cm.

We recommend one-legged shorts for transfemoral residual limbs < 20cm, otherwise the sock will slip down or roll up and the optimum hold and mode of action cannot be guaranteed - test without risk.

Money Back Guarantee

For Relax Night Care Sock

To help assess if the Relax Umbrellan system will reduce or eradicate your patients phantom limb pain, we are offering a risk free "Money Back Guarantee" for the Össur Relax Night Care Sock. If after 5 days your patient feels no benefit from the product, you can return it to us for a full refund.

If your patient feels a reduction in pain from the sock, they will receive the same benefit from the liner. Likewise, if no benefit is felt from the sock, a reduction in pain would not be expected from the liner.

Technical Information

Material	Umbrellan with Clima-Comfort
Size / Length	See ordering information
Amputation Level	Transtibial and knee disarticulation
Cleaning	At 30° hand wash
Items Included	Umbrellan user set (Pain Diary, Pain Scale)
Colour	Actual colour may vary from the image and from one batch to another

Relax Shorts

The Relax range provides a pain-relieving effect from phantom limb pain, phantom limb sensation and idiopathic residual limb pain. This is due to the metallurgical knitted fabric (Umbrellan®) screening against electromagnetic influences. The Relax shorts can be worn with the prosthesis if suitable for the patient.

Össur Relax shorts are always special models individualised to the respective wearer. Please use the order form to place your order. The delivery period is approximately 5 working days for this item.

Electromagnetic shielding: As evidenced in Fisher K, Oliver S, Sedki I, Hanspal R. The effect of electromagnetic shielding on phantom limb pain: A placebo-controlled double-blind crossover trial. *Prosthetics and Orthotics International*. 2015.

Features and Benefits

- Pain relieving effect due to integral electromagnetic shield
- Clima-comfort technology - warming and cooling function depending on environmental temperature
- Elastic knit with soft top bands for comfortable and reliable fit without slipping or constricting



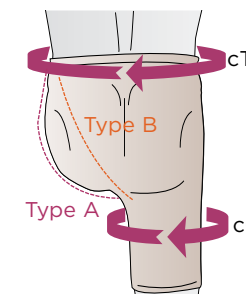
Material	Umbrellan with Clima-Comfort
Amputation Level	Hip Disarticulation, Hemipelvectomy, short above-knee limbs < 20cm
Cleaning	At 30° hand wash
Items Included	Umbrellan user set (Pain Diary, Pain Scale)
Colour	Actual colours may vary from the image and from one batch to another



Order Form

Patient Information	
Customer Name	Branch
Ordered By	
Telephone Number	
Date	

Relax Hip Disarticulation Pants

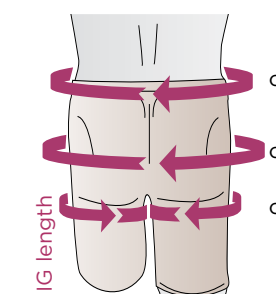


Please select the desired short model **Quantity:**

	Circum. waist cT (cm)	Circum. thigh cG (cm)	RELAX Hip disarticulation pants - Left	RELAX Hip disarticulation pants - Right	RELAX Hip disarticulation pants - Bilateral
Type A					
S	60-70	45-55	N1880912	N1880922	N1880932
M	70-85	50-65	N1880913	N1880923	N1880933
L	85-100	55-70	N1880914	N1880924	N1880934
XL	90-115	65-80	N1880915	N1880925	N1880935
Type B					
S	60-70	45-55	N1880972	N1880982	N1880992
M	70-85	50-65	N1880973	N1880983	N1880993
L	85-100	55-70	N1880974	N1880984	N1880994
XL	90-115	65-80	N1880975	N1880985	N1880995

Seam position	Amputation		
Seam position A (Hip disarticulation)	Left	Right	Bilateral
Seam position B (Hemipelvectomy)			

Relax Transfemoral Pants

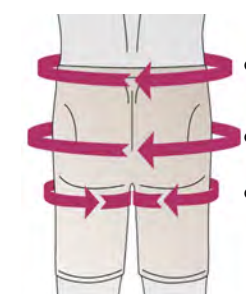


Please select the desired short model **Quantity:**

	Circum. waist cT (cm)	Circum. hip cH (cm)	Circum. thigh cG (cm)	Max. leg part length (cm)	RELAX Transfemoral pants - Left	RELAX Transfemoral pants - Right	RELAX Transfemoral pants - Bilateral
S	60-70	80-95	45-55	20	N1880942	N1880952	N1880962
M	70-85	85-100	50-65	20	N1880943	N1880953	N1880963
L	85-100	95-115	55-70	20	N1880944	N1880954	N1880964
XL	90-115	110-125	65-80	20	N1880945	N1880955	N1880965

Residual limb length (IG)	Amputation		
cm	Left	Right	Bilateral

Relax Pants



Please select the desired short model **Quantity:**

	Circum. waist cT (cm)	Circum. thigh cG (cm)	RELAX pants
Type A			
S	60-70	45-55	N1880942
M	70-85	50-65	N1880943
L	85-100	55-70	N1880944
XL	90-115	65-80	N1880945

Relax Compression Socks

These compression socks within the Relax range are particularly beneficial for patients with sensitive residual limb conditions. With Umbrellan fabric, these socks are designed to shield against electro-magnetic influences as one of the possible pain causes of phantom pain.

The Clima Comfort within the knit used has a warming and cooling temperature, depending on the ambient temperature, whilst the highly elastic knitted fabric has soft cuffs for a comfortable fit.

Electromagnetic shielding: As evidenced in Fisher K, Oliver S, Sedki I, Hanspal R. The effect of electromagnetic shielding on phantom limb pain: A placebo-controlled double-blind crossover trial. *Prosthetics and Orthotics International*. 2015.



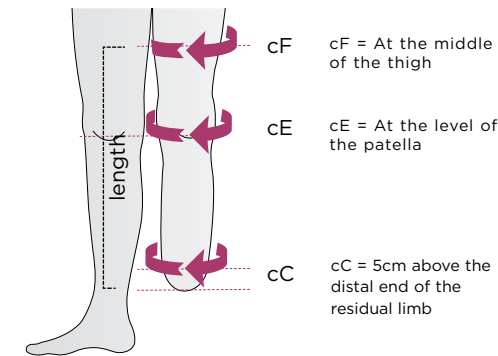
Features and Benefits

- Soft, smooth material for comfortable all-day wearing
- Comfort zone at the distal end protects the scarred area against cold, knocks, friction
- Secure hold due to non-slip topband



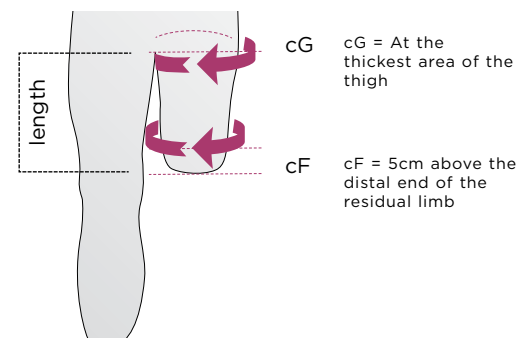
Ordering Information

Below-knee



Length	Size	Cir. cC (cm)	Cir. cE (cm)	Cir. cF (cm)	Part No.
BK 30-38cm	2	28-31	30-35	36-43	N1880422
	3	31-34	33-38	40-47	N1880423
	4	34-37	36-42	44-51	N1880424
	5	37-40	40-45	49-56	N1880425
	6	40-44	43-48	53-60	N1880426
BK 38-46cm	2	28-31	30-35	36-43	N1880432
	3	31-34	33-38	40-47	N1880433
	4	34-37	36-42	44-51	N1880434
	5	37-40	40-45	49-56	N1880435
	6	40-44	43-48	53-60	N1880436

Above-knee



Length	Size	Cir. cF (cm)	Cir. cG (cm)	Part No.
AK 20-26cm	2	30-34	42-50	N1880522
	3	34-38	46-54	N1880523
	4	38-42	50-58	N1880524
	5	42-46	54-62	N1880525
	6	46-50	58-68	N1880526
AK 26-32cm	2	30-34	42-50	N1880532
	3	34-38	46-54	N1880533
	4	38-42	50-58	N1880534
	5	42-46	54-62	N1880535
	6	46-50	58-68	N1880536

Technical Information

Indications

- Above-knee, below-knee amputations, knee disarticulation
- Sensitive residual limb conditions with a special need for protection
- Phantom pain/sensations/idiopathic residual limb pain
- Reduction of oedema/swelling of the lower limb after amputation

Contraindications

- If the medical findings forbid compression (e.g. heart failure)

Material	Umbrellan® with Clima-Comfort®
Size / Length	See Ordering Information
Amputation Level	Trans tibial and transfemoral
Cleaning	At 30° hand wash
Compression Class	CCL2

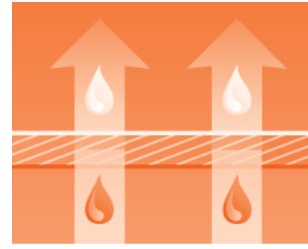
Transtibial Compression Socks

Intelligent and effective products with deep functional effects for optimum comfort. The Össur compression seal identifies selected high-tech products from Össur in medicine, lifestyle and sports.


The manufacturing process provides accurately dosed compression on the body - for positive effects on health, performance and well-being.

Features and Benefits

- Soft, smooth material for comfortable all-day wearing
- Silicone beaded BK top-band for superior suspension
- Smaller BK size



Clima Comfort

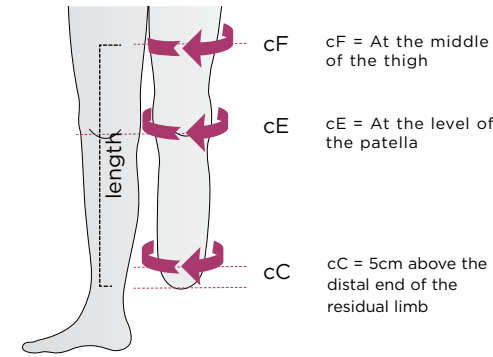


Clima Fresh



Size Selection

Below-knee



Technical Information

Indications

- Reduction of oedema/swelling of the lower limb after amputation
- Maintenance of limb volume when the prosthesis is removed
- For fixing soft tissues

Contraindications

- If the medical findings forbid compression (e.g. heart failure)

Material	Umbrellan® with Clima-Comfort®
Size / Length	See Ordering Information
Amputation Level	Transtibial
Cleaning	At 30° hand wash
Compression Class	CCL1 and CCL2

Ordering Information

Comfort SCS BK

Length	Size	Cir. cC (cm)	Cir. cE (cm)	Cir. cF (cm)	Part No.
Short 28-34 cm	0	26-28	28-30	38-40	N1881 ▲ 10
	1	28-30	30-32	40-42	N1881 ▲ 11
	2	30-33	32-35	42-45	N1881 ▲ 12
	3	33-36	35-38	45-48	N1881 ▲ 13
	4	36-39	38-41	48-51	N1881 ▲ 14
	5	39-42	41-44	51-54	N1881 ▲ 15
Medium 35-41 cm	6	42-45	44-47	54-57	N1881 ▲ 16
	0	26-28	28-30	38-40	N1881 ▲ 20
	1	28-30	30-32	40-42	N1881 ▲ 21
	2	30-33	32-35	42-45	N1881 ▲ 22
	3	33-36	35-38	45-48	N1881 ▲ 23
	4	36-39	38-41	48-51	N1881 ▲ 24
Long 42-48 cm	5	39-42	41-44	51-54	N1881 ▲ 25
	6	42-45	44-47	54-57	N1881 ▲ 26
	0	26-28	28-30	38-40	N1881 ▲ 30
	1	28-30	30-32	40-42	N1881 ▲ 31
	2	30-33	32-35	42-45	N1881 ▲ 32
	3	33-36	35-38	45-48	N1881 ▲ 33
	4	36-39	38-41	48-51	N1881 ▲ 34
	5	39-42	41-44	51-54	N1881 ▲ 35
	6	42-45	44-47	54-57	N1881 ▲ 36

▲ - Denotes compression, add 1 for CCL1 and 2 for CCL2

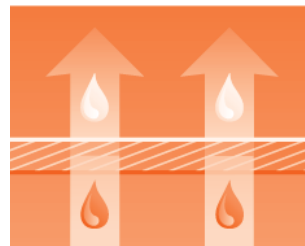
Transfemoral Compression Socks

Intelligent and effective products with deep functional effects. The Össur compression seal identifies selected high-tech products from Össur in medicine, lifestyle and sports.


The manufacturing process provides accurately dosed compression on the body - for positive effects on health, performance and well-being.

Features and Benefits

- Soft, smooth material with a comfortable feel for all-day wearing
- Movable AK waistbelt



Clima Comfort

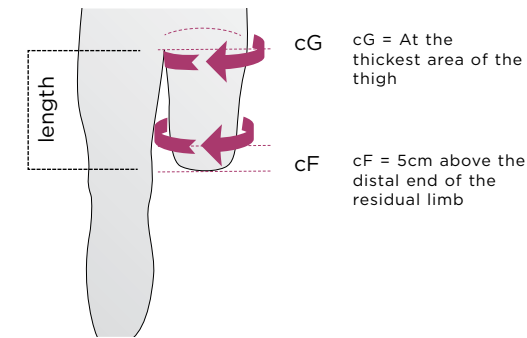


Clima Fresh



Size Selection

Above-knee



Ordering Information

Comfort SCS AK

Length	Size	Cir. cF (cm)	Cir. cG (cm)	Part No.
Short 18-22 cm	1	30-32	42-45	N1882 ▲ 11
	2	32-35	45-49	N1882 ▲ 12
	3	35-38	49-53	N1882 ▲ 13
	4	38-41	53-57	N1882 ▲ 14
	5	41-44	57-61	N1882 ▲ 15
	6	44-47	61-65	N1882 ▲ 16
Medium 23-27 cm	1	30-32	42-45	N1882 ▲ 21
	2	32-35	45-49	N1882 ▲ 22
	3	35-38	49-53	N1882 ▲ 23
	4	38-41	53-57	N1882 ▲ 24
	5	41-44	57-61	N1882 ▲ 25
	6	44-47	61-65	N1882 ▲ 26
Long 28-32 cm	1	30-32	42-45	N1882 ▲ 31
	2	32-35	45-49	N1882 ▲ 32
	3	35-38	49-53	N1882 ▲ 33
	4	38-41	53-57	N1882 ▲ 34
	5	41-44	57-61	N1882 ▲ 35
	6	44-47	61-65	N1882 ▲ 36
X-Long 33-37 cm	1	30-32	42-45	N1882 ▲ 41
	2	32-35	45-49	N1882 ▲ 42
	3	35-38	49-53	N1882 ▲ 43
	4	38-41	53-57	N1882 ▲ 44
	5	41-44	57-61	N1882 ▲ 45
	6	44-47	61-65	N1882 ▲ 46

▲ - Denotes Compression, add 1 for CCL1 and 2 for CCL2

Technical Information

Indications

- Reduction of oedema/swelling of the lower limb after amputation
- Maintenance of limb volume when the prosthesis is removed
- For fixing soft tissues

Contraindications

- If the medical findings forbid compression (e.g. heart failure)

Material	Umbrellan® with Clima-Comfort®
Size / Length	See Ordering Information
Amputation Level	Knee disarticulation / transfemoral
Cleaning	At 30° hand wash
Compression Class	CCL1 and CCL2

ComforGel Socks

The ComforGel socks are available in two thicknesses and three sizes. They consist of a soft and stretchable cotton inner and outer fabric, sandwiching a soft polymer gel.

With the emphasis on the softness of both the gel and the fabric and the ease with which the socks can be stretched when donning, use of these products makes for a high degree of comfort, with good durability. This makes them especially suitable for patients with sensitive or bony residual limbs, as well as for the more active individual.

Features and Benefits

- Colour coded stitching to easily identify the two available thicknesses - 3 ply (yellow) and 5 ply (green)
- Incorporates a soft polymer gel, to provide good shock absorption, sandwiched between two layers of fabric for durability
- The softness and stretchability of the fabric ensures ease of donning, and high levels of comfort
- Transtibial sock accommodates up to 51cm circumference
- Transfemoral sock accommodates up to 66cm circumference
- Symes sock accommodates up to 36cm circumference
- Easily conforms to irregular residual limb shapes and sizes.



ComforGel roll on



Ordering Information

Material	Description	Application	Gel Length (cm)	Overall Length (cm)
N636 000 017	ComforGel 3ply	Transtibial	23	36
N636 000 018	ComforGel 5ply	Transtibial	23	36
N636 000 040	ComforGel 3ply	Transfemoral	36	56
N636 000 041	ComforGel 5ply	Transfemoral	36	56
N636 000 047	ComforGel 3ply	Symes	51	51
N636 000 048	ComforGel 5ply	Symes	51	51

Streifyderm Gel Socks

Streifyderm
 The Streifyderm Gel Sock consists of a nylon fabric sock lined with a 2mm polymer gel, particularly suitable for the moderately active transtibial amputee.

Streifyderm Cushion
 Aimed at meeting the needs of the more active lower extremity amputees, or those with more bony or sensitive residual limbs, the Streifyderm Cushion uses an elasticated nylon sock and a thicker 3mm polymer gel lining.

Streifyderm Endurance
 In order to meet the needs of the very active lower extremity amputee, the Streifyderm Endurance consists of two elasticated nylon socks with the 2mm polymer gel sandwiched between them.

Features and Benefits

- Polymer gel contains a premium medical mineral oil
- Improved skin care as the oil is released
- Reduced skin friction and abrasion
- Increased cushioning and comfort
- Washable
- Suitable for use in many types of socket, regardless of construction or the material used



Streifyderm Gel Socks Ordering Information

Part Number	Size	Length of Gel (cm)	Length of Residual Limb (cm)	Circ Distal (cm)	Circ Proximal (cm)
NMA26A10/1	1	20	25-34	17-24	17-26
NMA26A10/2	2	25	38-44	18-28	18-32
NMA26A10/3	3	25	38-44	20-34	20-38
NMA26A10/4	4	33	43-49	20-34	20-38
NMA26A10/5	5	25	43-49	23-37	23-43
NMA26A10/6	6	33	46-54	23-37	23-43
NMA26A10/7	7	33	46-54	28-42	28-49
NMA26A10/8	8	33	46-54	31-50	31-56

Streifyderm Cushion Ordering Information

Part Number	Size	Length of Gel (cm)	Length of Residual Limb (cm)	Circ Distal (cm)	Circ Proximal (cm)
NMA26A20/1	1	20	25-34	17-24	17-26
NMA26A20/2	2	25	38-44	18-28	18-32
NMA26A20/3	3	25	38-44	20-34	20-38
NMA26A20/4	4	33	43-49	20-34	20-38
NMA26A20/5	5	25	43-49	23-37	23-43
NMA26A20/6	6	33	46-54	23-37	23-43
NMA26A20/7	7	33	46-54	28-42	28-49
NMA26A20/8	8	33	46-54	31-50	31-56

Streifyderm Endurance Ordering Information

Part Number	Size	Length of Gel (cm)	Length of Stump (cm)	Circ Distal (cm)	Circ Proximal (cm)
NMA26A30/1	1	20	25-34	17-24	17-26
NMA26A30/2	2	25	38-44	18-28	18-32
NMA26A30/3	3	25	38-44	20-34	20-38
NMA26A30/4	4	33	43-49	20-34	20-38
NMA26A30/5	5	25	43-49	23-37	23-43
NMA26A30/6	6	33	46-54	23-37	23-43
NMA26A30/7	7	33	46-54	28-42	28-49
NMA26A30/8	8	33	46-54	31-50	31-56

Measure the length of the residual limb from just above the transfemoral condyles, the distal circumference at approximately 4cm from the distal end and the proximal circumference at the patella. Choose the sock appropriate to these measurements, checking that the length of the gel indicated is adequate to allow it to come above the top edge of the socket.

Hood Socks

Hood Classic Wool Socks

- 100% Merino wool
- Available in 2, 3, 5 or 6 ply
- Made-to-measure available
- Lengths: 20-86cm (8"-34")
- Diameters: 15-30cm (6"-12")



Wool

Hood Nylon Sheaths

- 100% Nylon
- Single ply thickness
- 11 sizes available
- Pocket seam
- Wicks away perspiration



Nylon

Ordering Information

Nylon Sheaths - Pocket Seam

Part Number	Description	Size / Length	Top Circ (cm)	Length (cm)
N54011U02	Nylon Sheath	Extra Narrow - Short	22-26	30-35
N54012U02	Nylon Sheath	Narrow - Short	30-36	30-35
N54012U03	Nylon Sheath	Narrow - Regular	30-36	40-46
N54012U04	Nylon Sheath	Narrow - Long	30-36	51-61
N54013U02	Nylon Sheath	Regular - Short	40-46	30-35
N54013U03	Nylon Sheath	Regular - Regular	40-46	40-46
N54013U04	Nylon Sheath	Regular - Long	40-46	51-61
N54013U05	Nylon Sheath	Regular - Extra Long	36-46	66-76
N54014U02	Nylon Sheath	Wide - Short	50-60	30-35
N54014U03	Nylon Sheath	Wide - Regular	50-60	40-46
N54014U04	Nylon Sheath	Wide - Long	50-60	51-61

Wool Hood Socks

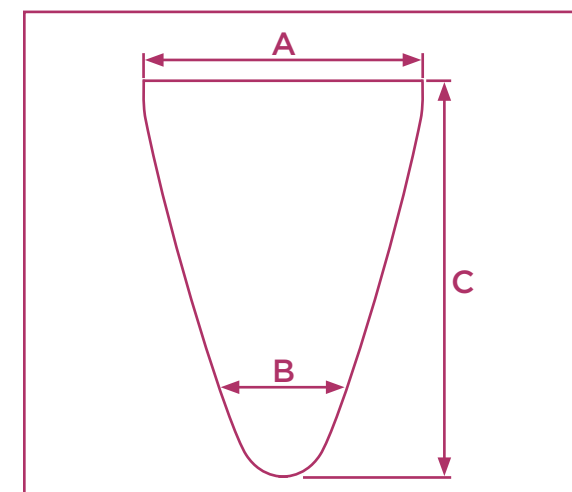
Part No.	Description
N510 ● ▲ U ●	Wool Sock

- = Ply (2,3,5,6)
 - ▲ = Diameter in Inches (6-12)
 - = Length in Inches (8-34)*
- *Length in increments of 2 e.g: 10, 12, 14 inches... etc.

Made to Measure Hood Socks (Wool Only)

Ordering Information

Patient Name	Address
Prosthetist	
Branch Name	Post Code
Account Number	Comments
Width at Top	
Length	
Number of Ply	
Quantity	



Below Knee / Transtibial

- ___ A Circumference at top
- ___ B Circumference at 5cm above distal end
- ___ C Length (Including roll-over)

Above Knee / Transfemoral

- ___ A Circumference perineum
- ___ B Circumference at 5cm above distal end
- ___ C Length (Including roll-over)

Note: Please mark any deviations on the drawing.

Nylon Protective Sleeves

Fine, highly elastic nylon protective sleeves that can be worn under the cotton residual limb sock, acting as a second skin.

The material textures ensure adherence of the sheath to the skin, and guarantees that the cotton residual limb sock dons easily.

Should be cared for with lukewarm water and a mild neutral detergent.

Features and Benefits

- High level of wearing comfort
- Colour: white
- 2 sheaths in each pack



Ordering Information

Part Number	Proximal Width (cm)	Distal Width (cm)	Length (cm)	Colour
NG-910-B-30	16cm	8cm	30cm	White
NG-910-B-35	16cm	8cm	35cm	White
NG-910-B-40	16cm	8cm	40cm	White
NG-910-B-45	16cm	8cm	45cm	White
NG-910-B-50	16cm	8cm	50cm	White
NG-910-B-55	16cm	8cm	55cm	White
NG-910-B-60	16cm	8cm	60cm	White
NG-910-C-30	18cm	10cm	30cm	White
NG-910-C-35	18cm	10cm	35cm	White
NG-910-C-40	18cm	10cm	40cm	White
NG-910-C-45	18cm	10cm	45cm	White
NG-910-C-50	18cm	10cm	50cm	White
NG-910-C-55	18cm	10cm	55cm	White
NG-910-C-60	18cm	10cm	60cm	White
NG-910-D-30	20cm	10cm	30cm	White
NG-910-D-35	20cm	10cm	35cm	White
NG-910-D-40	20cm	10cm	40cm	White
NG-910-D-45	20cm	10cm	45cm	White
NG-910-D-50	20cm	10cm	50cm	White
NG-910-D-55	20cm	10cm	55cm	White
NG-910-D-60	20cm	10cm	60cm	White

Skin-Fix Donning Sleeve

Skin-Fix is to be donned on the residual limb before slipping into the socket. Due to the low friction design, donning of the socket becomes an easy and comfortable operation.

Finally, the Skin-Fix can be pulled out through the valve easily.

Features and Benefits

- Low friction
- Long-life durability
- Simple application



Ordering Information

Part Number	Size	Upper Circumference	Lower Circumference	Length
NF011749	X-Large	820mm	320mm	1000mm
NF011750	Large	720mm	310mm	1000mm
NF011751	Medium	600mm	260mm	1000mm
NF011752	Small	460mm	260mm	1000mm
NF011753	X-Small	420mm	240mm	1000mm




Feet & Knees



Modular Components



Exoskeletal Components



Cosmesis

Truper®

The durable Truper was designed to combine stability, dynamic response and two flexible size ranges to take on the toughest of childhood challenges. The foot's dynamic response stores and releases energy for a smooth and controlled transition from standing to running.

The Truper's inversion/eversion and superior transverse rotation provides exceptional ground conformance; improving performance and stability whilst walking or running.

Features and Benefits


- Versatile finishing capability
- Sandal toe design allows shoe of choice
- Reduces fatigue and protects the residual limb
- Adjustable Stride Control to customise child's gait



Dynamic response



Inversion/eversion

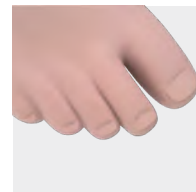


Transverse rotation

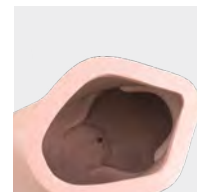


Stride Control™ Adjuster
Using the 4mm Hex Key, adjustable Stride Control provides the ability to customise an individual's gait timing.

Cosmetics



Sandal toe



Heel lock



Sealing boot interlocks with the foot shell, keeping debris away from the foot.

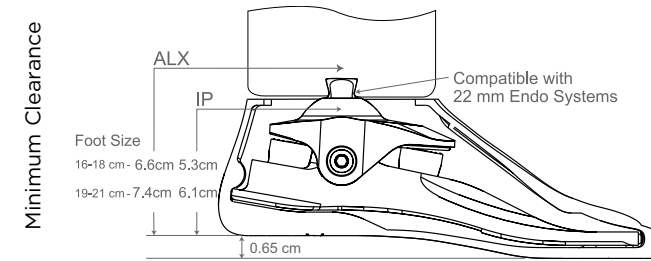


Ordering Information

There is a 30-day trial period on this foot.

Truper Foot includes foot shell, CPI sock and Sealing Boot. See Order Forms - page 36 for additional ordering information.

Technical Information



Product Specification

Weight Limit	Impact Level	Weight	Sizes (cm)	Build Height	Warranty
45kg		215g (size 16)	16-18	5.3cm	1 year Foot shell - 6 months
60kg		314g (size 21)	19-21	6.1cm	1 year Foot shell - 6 months

Growth Range

Weight	Limit
45Kg	60kg
18cm	21cm
17cm	20cm
16cm	19cm

Replace foot shell and Foreheel to increase size within growth range

Growth Plates

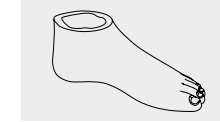
The Truper offers two growth ranges, 16-18cm and 19-21cm, and additional exoskeletal growth plates adding 2cm in height.

Feet - College Park - Truper

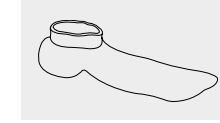
Spare Parts Ordering Information



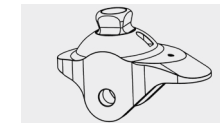
Foreheel	Size
NTP FHA	16-21



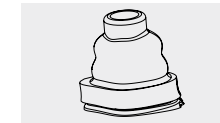
Foot Shell	Size
NTP S	16-21



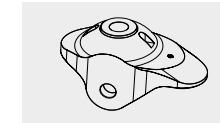
CPI Sock	Size
NTP SSX 1618	16-18
NTP SSX 1921	19-21
NTP SSX 1621 EXO	16-21



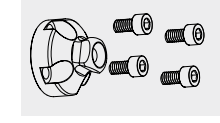
Endo Ankle	Size
NTP ENA 1618	16-18
NTP ENA 1921	19-21



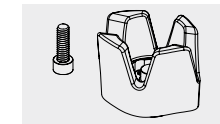
Sealing Boot	Size
NTP SB 1618	16-18
NTP SB 1921	19-21



Exo Ankle	Size
NTP ALXA 1618	16-18
NTP ALXA 1921	19-21

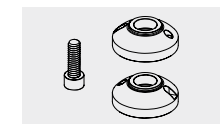


Pyramid Tool Kit	Size
NTP EXPK 22	16-21



Exo Block Kit	Size
NTP XBK 1618	16-18
NTP XBK 1921	19-21

Includes Mounting Bolt



Growth Plate Kit	Size
NTP GK 1618	16-18
NTP GK 1921	19-21

Includes 2 Growth Plates, Mounting Bolt and Finishing Ring

Spare Parts Ordering Guide

- = "L" or "R" for Left or Right
- = Colour (C = Caucasian, B = Brown, T = Tan)
- = Foot size in cm (21-31)

Defender Paediatric

The Defender is a specifically designed foot to endure the physical demands of the young prosthesis user. The carbon fibre lay-ups are optimised to provide flexibility in a design that is robust and virtually maintenance-free so that users can feel confident over a range of high impact activities.

Features and Benefits

- Patented technology and eliminated bolt holes result in optimal strength and performance
- Uniquely optimised for the varied gait of a child
- Virtually maintenance-free design
- Available in 6 stiffness categories
- Provides the user with the ability to seamlessly transition from the paediatric Defender foot to an adult Highlander foot



Waterproof

Cosmetics



Mid profile foot shell



Ordering Information

There is no trial period on this foot.

Ordering Example - NFS34P18L

Part Number	Category	Size	Left / Right
NFS3	4P	18	L

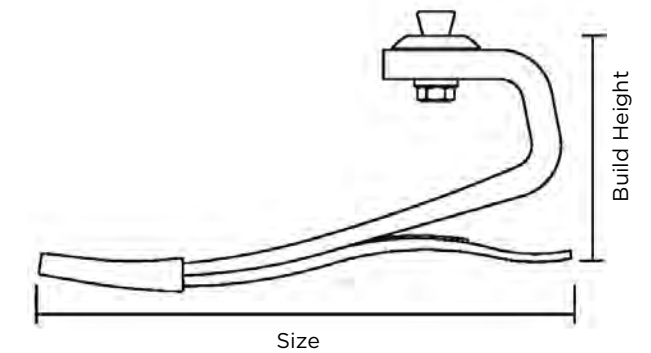
Includes foot shell and Spectra[®] Sock

Category Selection

Weight (kg)	Category
9-13	1P
14-18	2P
19-22	3P
23-27	4P
28-31	5P
32-36	6P
37-45	1A

Note: Category 1A allows a transition from the Defender Paediatric to the adult Highlander foot from size 22.

Technical Information



Product Specification

Build Height and Weight		
Size (cm)	Build Height (cm)	Foot inc. Shell
16-18	6	175g
19-21	7.6	225g

Weight Limit	Impact Level	Sizes (cm)	Warranty
45kg	MH	16-21	18 months Foot shell - 6 months

Spare Parts Ordering Information

Foot Shell	Size
NFTC-1M-1 ▲●4-■	16-18
NFTC-2M-1 ▲●4-■	19-21

Foot Shell Ordering Guide

- ▲ = Size in cm (16-21)
- = Skin Tone (L = Light, M = Medium, D = Dark)
- = "L" or "R" for Left or Right

Seattle Child's Play[®] Energy Foot

The Child's Play Energy foot is a paediatric version of the Seattle Energy. Its integral cosmesis varies by size to reflect the natural appearance of a child's maturing foot and provides shock absorption at heel strike, while the composite keel allows a smooth roll-over with dynamic response at toe-off for a natural gait. There are six keel options that can be selected to help optimise the action of the foot, dependent on the child's weight and foot size. This foot replaces the Seattle Child's Play foot, but slight differences in the build height may prevent a direct swap on an existing prosthesis.

Features and Benefits

- Low profile selectable keel design
- Smooth roll-over and dynamic response
- Natural appearance
- Lightweight
- Choice of foot shell colours
- Sandal toe (sizes 16-21)
- Large range of sizes (13-21)



Foot construction with foot shell removed

Cosmetics



Light

Dark



Ordering Information

There is no trial period on this foot.

Part Number	Description	Weight Limit
NSEF132	Child's Play Foot, Light	65kg
NSEF144	Child's Play Foot, Dark	65kg

Ordering Example - NSEF132-18-R-D4

Part Number	Size	Left / Right	Category
NSEF132	18	R	D4

Product Specification

Weight Limit	Impact Level	Weight (Size 17)	Sizes (cm)	Build Height (Size 17)	Warranty
65kg	High	150g	13-21	4.5cm	2 years Foot shell - 1 year

Size	Minimum Clearance (cm)	Heel Rise (cm)
13-15	4	0.63
16-18	4.5	0.95
19-21	4.5	1.27

Category Selection Instructions

To determine which keel is appropriate for your patient, check the below table for keel availability by foot size. Please note that size 13-15 feet do not have sandal toe foot shells.

Important Note: Choose the next higher keel level if your patient has a long BK limb, regularly carries heavy loads, or is at the upper limit for weight or impact level.

Warning: Choosing a lower strength category than what is suggested based on the above procedure and patient data will void the warranty. If your patient's weight exceeds the limits of the chart, please browse the catalogue for other foot options or contact our customer services department.

Weight Limit	Keel	Foot Size									
		13	14	15	16	17	18	19	20	21	
<15kg	1	✓	✓	✓							
16-25kg	2	✓	✓	✓	✓	✓	✓				
26-35kg	3	✓	✓	✓	✓	✓	✓	✓	✓	✓	
36-45kg	4				✓	✓	✓	✓	✓	✓	✓
46-55kg	5							✓	✓	✓	✓
56-65kg	6							✓	✓	✓	✓

Spare Parts Ordering Information

Part Number	Description	Weight Limit
NSFB544	Seattle Foot Bolt, 8mm x 60mm	54kg
NAAAK285	Child's Play Foot Pyramid	54kg
NAAAK135	Child's Play Pylon	65kg
NJR-10T	Child's Play Tube, Aluminium 250mm long	60kg

Child's Play® Knee

This lightweight polycentric knee is a robust unit, with all the features that would be expected from a child's knee, but with one very useful additional feature. It has the facility to be set up as a semi auto or manual knee lock. This makes it particularly suitable for a child with bilateral limb loss, or with other functional issues, such as muscle weakness in the sound limb.

The lock can easily be removed should the child's ability not require it, or once an appropriate level of rehabilitation has been achieved. It can be just as easily replaced should there be a deterioration in function, such as following surgery.

Features and Benefits

- Polycentric design
- Lightweight
- Friction control of swing phase
- Extension assist
- Adjustable stance stability
- Optional manual lock
- Knee disarticulation adapter available (replaces the removable pyramid)



Ordering Information

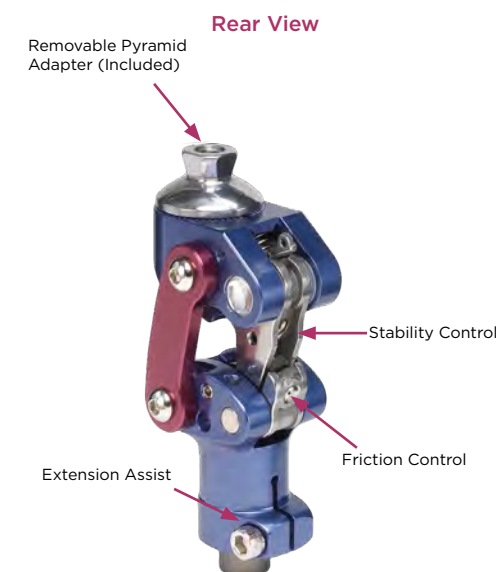
Loaner units are available for this knee, please contact Customer Services for further details.

Part Number	Description	Weight Limit
NSSK610A	Child's Play Knee with Manual Lock	55kg

Product Specification

Weight Limit	Weight	Build Height	Warranty	Distance to Knee Centre
55kg	310g	12cm	2 years	3cm

Technical Information



Knees - Trulife - Child's Play Knee


Spare Parts Ordering Information

Part Number	Description
NSSK610A-KIT	Refurbishment Kit
NSSK610A-PYR	Replacement Pyramid
NSSK610A-BMP	Replacement Bumper Kit


Additional Parts Ordering Information

	Lamination Bracket	Weight Limit
	NSSK610A-DIS	55kg

	Child's Play Energy Foot	Weight Limit
	NSEF132, 144	65kg


	Child's Play Plyon with Integral Receiver	Weight Limit
	NAAAK135	65kg

	Child's Play Foot Pyramid	Weight Limit
	NAAAK285	65kg

	32mm Child's Play Double Ended Adapter	Weight Limit
	NAAAK221	65kg

Structural and Socket Components - Paediatric Components

Weight Limit - 65kg (unless otherwise stated)
Please note that when ordering components from different ranges for the same build, the lowest rated component becomes the maximum weight for the build.



Paediatric Aluminium 22mm Structural Components			
Part Number	Description		Weight Limit
1	NAAAK210	Child's Play 4-Hole Pyramid Adapter	65kg
2	NAAAK211	Child's Play 4-Hole Female Adapter	65kg
3	NAAAK100	Child's Play Adjustable Height Clamp Adapter - This clamp allows up to 25mm adjustment in height, with the two bolt clamp being sufficient to hold the position, unless there is likely to be any significant impact in the patient's gait, such as jumping or running.	65kg
4	NAAAK135	Child's Play Pylon with Integral Receiver	65kg
5	NAAAK225	Child's Play Clamp Adapter	65kg
6	NAAAK221	32mm Child's Play Double-Ended Adapter	65kg
7	NAAAK285	Child's Play Foot Pyramid	65kg
8	NAAAKSMP	Child's Play Seattle Mounting Plate - Excludes Expulsion Valve Insert	65kg
9	NJR-740L	Paediatric 4 Prong Pyramid Adapter	60kg
10	NJR-10T2	250mm Length 22mm Pylon	60kg
11	NJR-10TC2	250mm Length 22mm Pylon with Titanium Receiver	60kg
	NJR-10TC2-I	250mm Length 22mm Pylon with Short Adapter	60kg
12	NJR-10TC2-A	Child's 22mm Tube with Adult Pyramid Receiver	60kg

Note: Use NAAAK100 in combination with NAAAK135 for variable height adjustment.
Note: Whilst the components showing the blue water symbol are therefore waterproof, please note that these components do not have drainage slots.



Weight Limit - 60kg (unless otherwise stated)


Please note that when ordering components from different ranges for the same build, the lowest rated component becomes the maximum weight for the build.

Paediatric Titanium Pyramid and Receiver Adapters					
Part Number	Description	Weight	Height	Weight Limit	
1	NJR-460-TRM	Paediatric Clamping Base with Rotatable Pyramid	91g	13mm	60kg
2	NJR-465TRF	Paediatric Clamping Base with Rotatable Receiver	94g	18mm	60kg
3	NJR-460TB	Paediatric 4-Hole Threaded Base with Clamp	60g	9mm	60kg
4	NJR-00MS	Paediatric Rotatable Pyramid	31g	5mm	60kg
5	NJR-50FS	Paediatric Receiver, Female (pictured)	34g	10mm	60kg
	NJR-50FS-03	Paediatric Receiver, Female	39g	13mm	60kg
	NJR-50FS-06	Paediatric Receiver, Female	46g	16mm	60kg
	NJR-50FS-09	Paediatric Receiver, Female	53g	19mm	60kg
	NJR-50FS-12	Paediatric Receiver, Female	59g	22mm	60kg
6	NJR-500P-C	Paediatric SACH Foot Adapter with Single, Centered Anti-Rotation Ridge. <i>Note: Suitable for use with Trulife Child's Play Energy Foot</i>	58g	7mm	60kg

Note: NJR-460-TRM, NJR-465TRF and NJR-460TB will bolt to NJR-AL-420L (page 259).

Note: Whilst the components showing the blue water symbol are therefore waterproof, please note that these components do not have drainage slots.

Structural and Socket Components - Paediatric Adapters



Paediatric Components: Weight Limit - 45kg

Please note that when ordering components from different ranges for the same build, the lowest rated component becomes the maximum weight for the build.

Socket Adapter with Rotation

Part Number	Material	Weight	Weight Limit
1 NMA100K4/A	Aluminium	60g	45kg

Tube Clamp Adapter with Adjustment Core - Aluminium

Part Number	Material	Weight	Weight Limit
2 NMA110K15/A	Aluminium	40g	45kg

Paediatric Components: Weight Limit - 60kg

Please note that when ordering components from different ranges for the same build, the lowest rated component becomes the maximum weight for the build.

Double Adapter - Titanium

Part Number	Material	Weight	Height	Weight Limit
3 NJR-132D	Titanium (pictured)	62g	32mm	60kg
NJR-145D	Titanium	74g	45mm	60kg
NJR-160D	Titanium	92g	60mm	60kg

Child's Tube Clamp with Pyramid Receiver

Part Number	Material	Weight	Weight Limit
4 NJR-100C	22mm Titanium Adapter	62g	60kg

Child's Lamination Plate

Part Number	Material	Weight	Weight Limit
5 NJR-AL-420L	Aluminium Lamination Plate - supplied with M5 screws. Suitable for use with the Trulife adapter, NAAAK210.	51g	60kg
NJR-AL-420L-M6	Aluminium Lamination Plate - suitable for use in both laminated and draped sockets. Supplied with M6 screws.	51g	60kg


Child's 4-Hole Pyramid Adapter

Part Number	Description	Weight	Weight Limit
6 NJR-400B	Titanium Paediatric 4-Hole Pyramid Adapter	36g	60kg
7 NJR-450BF	Titanium Paediatric 4-Hole Receiver Adapter	54g	60kg
8 NJR-400A	Titanium Paediatric 4-Hole Pyramid, Axial Offset	45g	60kg
9 NJR-400D	Titanium Paediatric 4-Hole Pyramid, Diagonal Offset	48g	60kg

Child's Tube Clamp with Adult Pyramid Receiver

Part Number	Material	Weight	Weight Limit
10 NJR-100C-A	22mm Titanium Adapter with 30mm Receiver	79g	60kg

Note: Whilst the components showing the blue water symbol are therefore waterproof, please note that these components do not have drainage slots.



Child's Play Lamination Block - Titanium

If lamination is thick for strength, a longer screw may be required.

Part Number	Description	Weight Limit	Weight
1 NSLB240	Lamination Block	65kg	93g

Child's Play Foot Spacers

Part Number	Foot Size	Height	Weight Limit	Weight
2 NSFS240	13-15cm	6mm	31kg	6g
NSFS241	13-15cm	25mm	31kg	20g
NSFS242	16-18cm	6mm	41kg	9g
NSFS243	16-18cm	25mm	41kg	28g
NSFS244	19-21cm	6mm	65kg	11g
NSFS245	19-21cm	30mm	65kg	45g

Child's Play Ankle Block

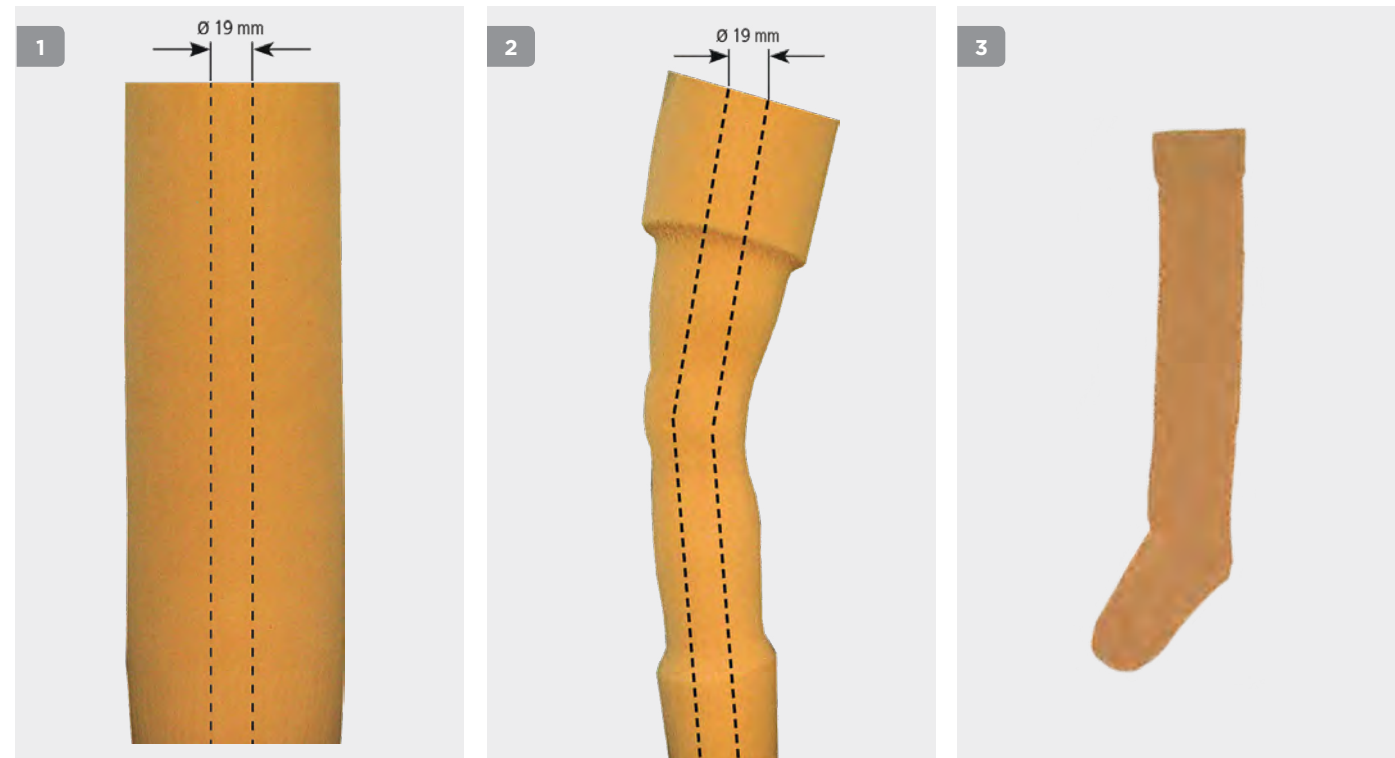
Part Number	Foot Size	Weight Limit	Weight
3 NSAB314	13-15cm	35kg	123g
NSAB315	16-18cm	45kg	146g
NSAB316	19-21cm	65kg	179g

Child's Play Symes Nut

Part Number	Foot Size	Weight Limit	Weight
4 NSSY301	13-15cm	31kg	14g
NSSY302	16-18cm	40kg	20g
NSSY303	19-21cm	65kg	28g

Child's Play Lamination Core

Part Number	Foot Size	Weight Limit	Weight
5 NSLC301	13-15cm	31kg	28g
NSLC302	16-18cm	40kg	50g
NSLC303	19-21cm	65kg	79g



Cosmetic Soft Foam Cover

For modular transtibial and knee disarticulation prostheses - made from PUR soft foam, applicable for left and right sides and with Ø 19mm bore.

Part Number	Length
1 NMA600K7	50cm

Cosmetic Soft Foam Cover

For modular transfemoral and hip disarticulation prostheses - made from PUR soft foam with 30° knee flexion, a very distinctive pre-shaped calf, matching nylon cosmetic stocking (N200K15) and with Ø 19mm bore.

Part Number	Side	Calf Circumference
2 NMA600K32/L	Left	32cm
NMA600K32/R	Right	32cm

Cosmetic Stockings

For above-knee paediatric prostheses made from 100% polyamid (nylon).

Part Number	Length	Foot Length
3 NMA200K15/1	34cm	10cm
NMA200K15/2	37cm	11cm
NMA200K15/3	44cm	12cm

Numbers

4Seal TFS and TFC Classic Liners **148**
 4Seal TFS and TFC Pure Liners **152**
 4Seal TFS and TFC Senso Liners **150**
 30mm Titanium Components **195**
 30mm Titanium & Stainless Steel Components **197**
 30mm Heavy Duty Trulife Components **201**
 34mm Heavy Duty APC Components **201**

A

Accent DP Foot **33**
 Accent IP Foot **31**
 AKOS TFS and TFC Liners **154**
 Aluminium 30mm Components **189, 191**
 APC Endo-lock **204**

B

Breeze Foot **11**

C

Catalogue Guide **7**
 Catapult Running Foot **75**
 Celsus Foot **15**
 Child's Play Knee **252**
 College Park Feet Order Forms **37, 39**
 ComforGel Socks **235**
 Contents **5**
 Contex Gel Liner with Matrix **175**
 Contex Gel Liner without Matrix **173**
 Contex Gel Suspension Sleeve **181**
 Cosmesis **213**
 Custom Silicone High Definition Cosmesis **220**

D

Defender Paediatric **249**
 DynAdapt Foot **45**

E

Exoskeletal Components **211**

F

Feet **9**
 First 3 Liner **137**
 First Liner **135**
 Foam Cosmesis **215, 217**
 Freedom Innovations Feet **41**
 Freestyle Swim Foot **69**

G

Gel Liners **169**
 Genesee Gel Sleeve **183**
 Genesee Liner **171**
 Genu Sleeve **185**

H

Heavy Duty Titanium Components **201**
 Highlander Foot **47**
 Highlander MAX Foot **47**
 Hood Socks **239**

K

Kinegen Stream Knee **127**
 Kinnex Microprocessor Foot **67**
 Kinterra Foot **49**
 Knees **97**

L

LA Liners **177**
 Locks **205**
 Lower Limb Suppliers **7**
 LP Symes Foot **63**

M

Maverick Comfort AT Foot **57**
 Maverick Xtreme AT Foot **55**
 Maverick Xtreme Foot **53**
 Monolock NOFM0 Knee **107**

N

Nitro Running Foot **73**
 NOFM1 / NKFM1 Knee **111**
 NOFM2 Knee **109**
 NOH5 / NKH5 Knee **123**
 NOH7 / NKH7 Knee **125**
 NOHP3 / NKHP3 Knee **119**
 NOP2 Knee **113**
 NOP4 Knee **115**
 NOP5 / NKP5 Knee **117**
 NOPASO / NKPASO Knee **121**
 Nylon Protective Sleeves **241**

O

Odyssey K2 Foot **27**
 Odyssey K3 Foot **29**
 Order Form - College Park Feet **37, 39**
 Order Form - Plié 3 MPK Package **100**
 Össur Knee Mobility Classes **105**
 Össur Liner Overview **133**
 Overview of Össur Knees **103**

P

Pacifica LP Foot **61**
 Paediatric **245**
 Paediatric Cosmetic Foams and Stockings **263**
 Paediatric Structural and Socket Components **255, 257, 259, 261, 263,**
 Plié 3 Knee **99**
 Plié 3 MPK Package Order Form **100**
 Protect 3C Cushion Liner **147**
 Protect 3C Liner **145**

R

Relax 3C Cushion Liner **161**
 Relax 3C Liner **157**
 Relax 6C Cushion Liner **163**
 Relax 6C Liner **159**
 Relax Compression Socks **229**
 Relax Night Care Sock **225**
 Relax Shorts **227**
 Relax TFS and TFC Liner **165**
 Renegade AT Foot **51**
 Renegade AT LP Foot **51**
 RevoFit Lanyard **206**
 RevoFit Direct Kit **207**
 RevoFit Versa Kit **207**
 Rotation Adapters **193**
 Runway Foot **65**

S

Seattle Child's Play Energy Foot **251**
 Seattle Energy Foot **83**
 Seattle Kinetic Edge Foot **91**
 Seattle Kinetic Foot **87**
 Seattle Kinetic Light Foot **89**
 Seattle Lightfoot with Pyramid Foot **81**
 Seattle LP Foot **93**
 Seattle Natural Foot **79**
 Seattle SACH Foot **77**
 Seattle Select Stance Flexion Knee **129**
 Seattle Triumph Foot **95**
 Senator Foot **41**
 Sensitive 3C Liner **141**
 Sensitive 6C Liner **143**
 Sidekicks Feet **35**
 Sierra Foot **43**
 Silicone Liners **131**
 Skinergy Plus **219**
 Skin-Fix Donning Sleeve **243**
 Slalom Ski Foot **71**
 Sleeves **179**
 Socks **223**
 Soft C Liner **139**
 SoftSkin Air Liner **167**
 Soleus Foot **23**
 Special Adapters **203**
 Stainless Steel 30mm Components **189**
 Stainless Steel 30mm Structural Components **197**
 Steeper Prosthetics **7**
 Streifyderm Gel Socks **237**
 Structural and Socket Components **189, 191, 193, 195, 197, 199, 201, 203, 205, 207, 209, 211**
 Suction Valves **209, 211**

T

Thrive Foot **59**
 Titanium 30mm Components **193**
 Titanium 30mm Structural Components **197**
 Transfemoral Compression Socks **233**
 Transtibia Compression Socks **231**
 Trés Foot **13**
 Tribute Foot **17**
 Trulife Feet **77**
 Truper **246**
 Trustep Foot **19**

V

Velocity Foot **25**
 Venture Foot **21**

W

Waterproof Components **187**
 Waterproof Components with Drainage **199**
 Waterproof Products Definition **7**
 Water Resistant Components **187**
 Water Resistant Products Definition **7**

Z

Zumo Foot **85**

Steeper Group
Unit 3, Stourton Link
Intermezzo Drive
Leeds
LS10 1DF
United Kingdom

www.steepergroup.com

STPPR006 Issue 1